



NEW YORK STATE COMMUNITY ACTION ASSOCIATION

NEW YORK STATE ANNUAL POVERTY REPORT



New York State Community Action Association
Helping People. Changing Lives.

New York State Community Action Association's

Board of Directors

The NYSCAA Board of Directors is comprised of dedicated individuals from NYSCAA's member agencies. Board members are Executive Directors and key staff from New York State Community Action Agencies.

Officers:

President – Lindy Glennon, Cortland County Community Action Program, Inc.

Vice President – Maureen Abbott, Tioga Opportunities, Inc.

Treasurer – Denis Wilson, Fulmont Community Action Agency, Inc.

Secretary – Debra Schimpf, Schenectady Community Action Program, Inc.

At Large:

Neenah Bland, Albany Community Action Partnership

Mike Bobbitt, New York City Department of Youth and Community Development

Lesley Gooch-Christman, ACCORD Corporation

Janelle Cooper, Wayne County Action Agency, Inc.

Diane Cooper-Currier, Oswego County Opportunities, Inc.

Lee A. Dillon, Tompkins Community Action, Inc.

Felicia Dumas, St. Lawrence County Community Development Program, Inc.

Melinda Gault, Community Action Planning Council of Jefferson County, Inc.

Dan Maskin, Opportunities for Otsego, Inc.

Charles Quinn, RECAP, Inc.

Laura Rossman, Pro Action of Steuben and Yates, Inc.

Naimah Sierra, Action for a Better Community, Inc.

Tina Sharpe, Columbia Opportunities, Inc.

Elizabeth Carlton Spira, Community Action Partnership for Dutchess County, Inc.

Amy Turner, Mohawk Valley Community Action Agency, Inc.

Tina Zerbian, Connecting Communities in Action



New York State Community Action Association
Helping People. Changing Lives.

March, 2021

Dear Colleague:

We are pleased to release the 14th Annual New York State Poverty Report. This report is designed to be a useful resource for New York's Community Action Agencies, community based organizations, policy makers, advocates, community coalitions, and the general public. While the report is not designed to recommend specific policy or system changes, it does provide essential data that we believe will inform dialogue about how to address the complex issue of poverty. It is our goal to provide the information needed to enhance the capacity of agencies to serve as effective, responsive community resources in the fight against poverty.

Much of the data contained in the report is based on the American Communities Survey (ACS) that the US Census Bureau aggregates in five year estimates (2015-2019), including poverty data for each of New York's twenty-seven Congressional Districts which can be found on page 110. The sources of data used in the report can be found on page 116.

A digital copy of the report can be found on the NYSCAA website (<https://www.nyscommunityaction.org/poverty-reports>). Please feel free to download the entire report or specific county profiles.

As always, we welcome your feedback about the report and NYSCAA staff can be reached directly from our homepage at www.nyscommunityaction.org or by phone at 518.690.0491.

Sincerely,

Jacqueline Orr, CEO

New York State Community Action Association

New York State Profile



New York State Community Action Association
Helping People. Changing Lives.



14.1%

New York State Poverty Rate

State Population:
19,572,319

*Population for whom poverty
status is determined:*

Overall
19,063,180

Population Under 18
4,031,379

Population 25 & Over
13,434,045

Population over 65
3,051,799

Living In Poverty

Individuals
14.1% (2,681,277)

Children (Under 18)
19.6% (791,913)

Adults 25+
11.7% (1,568,852)

Senior Citizens 65+
11.5% (350,709)

New York State

New York State Community Action Association

2 Charles Blvd., Guilderland, NY 12084

518-690-0491

www.nyscommunityaction.org

Education & Poverty

Education Attainment for Adults 25+ (13,434,045)



Total Population

No Degree	12.9%
High School	25.7%
Associate	24.4%
Bachelors +	36.9%

Living in Poverty

No Degree	28.0%
High School	14.6%
Associate	10.3%
Bachelors +	4.9%

Employment & Poverty

Living Wage for 1 Adult, 1 Child	\$36
Hourly Wage for FMR, 2BR Apt	\$32.53
Median Income	\$45,479
Median Income w/ HS Diploma	\$32,153
Male Median Earnings	\$39,044
Female Median Earnings	\$26,136



Health & Poverty



No Health Insurance	
Employed	7.7%
Unemployed	15.7%
Free/Reduced Lunch Program	75%

Gender & Poverty

Male	12.7% (1,174,844)
Female	15.3% (1,506,433)

Of those families with
Female Heads of Household
and Children Present

34.9%

Live in Poverty

Race & Poverty

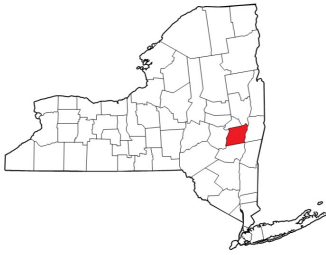
White	10.4% (1,268,529)
African American	21.1% (621,618)
Hispanic/Latino	22.3% (808,858)

New York State Community Action Association - www.nyscommunityaction.org

County Profiles



New York State Community Action Association
Helping People. Changing Lives.



Albany County

Albany Community Action Partnership

333 Sheridan Ave., Albany, NY 12206

518-463-3175

www.albanycap.org



11.9%

Albany County Poverty Rate

County Population:

306,968

*Population for whom poverty
status is determined:*

Overall

291,149

Population Under 18

55,662

Population 25 & Over

201,822

Population over 65

48,313

Living In Poverty

Individuals

11.9% (34,570)

Children (Under 18)

16.3% (9,092)

Adults 25+

8.6% (17,400)

Senior Citizens 65+

5.7% (2,766)

Education & Poverty

Education Attainment for Adults 25+ (201,822)



Total Population

No Degree	7.8%
High School	22.5%
Associate	27.5%
Bachelors +	42.2%

Living in Poverty

No Degree	27.1%
High School	12.0%
Associate	7.6%
Bachelors +	4.1%

Employment & Poverty

Living Wage for 1 Adult, 1 Child	\$32.29
Hourly Wage for FMR, 2BR Apt	\$20.27
Median Income	\$48,241
Median Income w/ HS Diploma	\$31,896
Male Median Earnings	\$35,545
Female Median Earnings	\$29,073



Health & Poverty



No Health Insurance

Employed **4.0%**

Unemployed **13.7%**

Free/Reduced Lunch Program **50%**

Gender & Poverty

Male	10.9% (15,492)
Female	12.8% (19,078)

Of those families with
Female Heads of Household
and Children Present

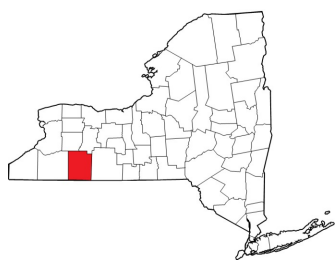
31.5%

Live in Poverty

Race & Poverty

White	7.9% (17,415)
African American	28.2% (9,932)
Hispanic/Latino	27.4% (4,479)

New York State Community Action Association - www.nyscommunityaction.org



16.9%

Allegany County Poverty Rate

County Population:
46,688

*Population for whom poverty
status is determined:*

Overall
41,742

Population Under 18
9,194

Population 25 & Over
29,587

Population over 65
8,338

Living In Poverty

Individuals
16.9% (7,047)

Children (Under 18)
26.8% (2,459)

Adults 25+
13.0% (3,835)

Senior Citizens 65+
7.6% (634)

Allegany County

ACCORD Corporation

84 Schuyler Street, Belmont, NY 14813


585-268-7605

www.accordcorp.org



Education & Poverty

Education Attainment for Adults 25+ (29,587)



Total Population

No Degree	9.2%
High School	36.4%
Associate	33.4%
Bachelors +	21.1%

Living in Poverty

No Degree	28.9%
High School	14.9%
Associate	11.5%
Bachelors +	5.1%

Employment & Poverty

Living Wage for 1 Adult, 1 Child	\$28.01
Hourly Wage for FMR, 2BR Apt	\$13.73
Median Income	\$32,966
Median Income w/ HS Diploma	\$30,040
Male Median Earnings	\$38,036
Female Median Earnings	\$20,422



Health & Poverty



No Health Insurance	
Employed	7.2%
Unemployed	19.5%
Free/Reduced Lunch Program	71%

Gender & Poverty

Male	15.2% (3,190)
Female	18.6% (3,857)

Of those families with
Female Heads of Household
and Children Present

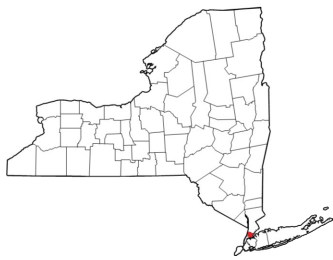
45.4%

Live in Poverty

Race & Poverty

White	16.8% (6,796)
African American	23.0% (31)
Hispanic/Latino	44.4% (166)

New York State Community Action Association - www.nyscommunityaction.org



28.0%

Bronx County Poverty Rate

County Population:
1,435,068

Population for whom poverty status is determined:

Overall
1,400,341

Population Under 18
350,007

Population 25 & Over
910,864

Population over 65
170,275

Living In Poverty

Individuals
28.0% (392,172)

Children (Under 18)
39.2% (137,137)

Adults 25+
23.6% (215,192)

Senior Citizens 65+
24.2% (41,237)

Bronx County

NYC Department of Youth & Community Development

123 William St. 17th Fl., New York, NY 10038

646-343-6450

www.nyc.gov/html/dycd



Education & Poverty

Education Attainment for Adults 25+ (910,864)



Total Population

No Degree	26.9%
High School	27.8%
Associate	25.0%
Bachelors +	20.3%

Living in Poverty

No Degree	38.0%
High School	24.0%
Associate	18.8%
Bachelors +	9.9%

Employment & Poverty

Living Wage for 1 Adult, 1 Child	\$38.35
Hourly Wage for FMR, 2BR Apt	\$37.52
Median Income	\$31,920
Median Income w/ HS Diploma	\$27,650
Male Median Earnings	\$32,292
Female Median Earnings	\$22,070



Health & Poverty



No Health Insurance	
Employed	12.6%
Unemployed	16.3%
Free/Reduced Lunch Program	74%

Gender & Poverty

Male	25.6% (167,733)
Female	30.2% (224,439)

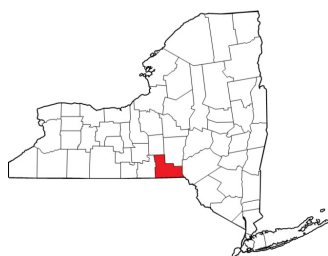
Of those families with
Female Heads of Household
and Children Present

48.3%
Live in Poverty

Race & Poverty

White	22.4% (67,874)
African American	26.6% (130,506)
Hispanic/Latino	31.5% (249,289)

New York State Community Action Association - www.nyscommunityaction.org



17.4%

Broome County Poverty Rate

County Population:
193,188

*Population for whom poverty
status is determined:*

Overall
183,481

Population Under 18
36,630

Population 25 & Over
125,584

Population over 65
34,764

Living In Poverty

Individuals
17.4% (31,945)

Children (Under 18)
24.1% (8,813)

Adults 25+
12.7% (15,925)

Senior Citizens 65+
8.0% (2,795)

Broome County

Greater Opportunities

5 W. State Street, Binghamton, NY 13901

607-723-6493

www.greaterops.org



Education & Poverty

Education Attainment for Adults 25+ (125,584)



Total Population

No Degree	9.1%
High School	31.2%
Associate	31.0%
Bachelors +	28.8%

Living in Poverty

No Degree	33.5%
High School	14.8%
Associate	11.0%
Bachelors +	5.6%

Employment & Poverty

Living Wage for 1 Adult, 1 Child	\$28.78
Hourly Wage for FMR, 2BR Apt	\$15.77
Median Income	\$37,367
Median Income w/ HS Diploma	\$29,476
Male Median Earnings	\$33,052
Female Median Earnings	\$24,178



Health & Poverty



No Health Insurance	
Employed	5.4%
Unemployed	18.5%
Free/Reduced Lunch Program	62%

Gender & Poverty

Male	16.2% (14,554)
Female	18.6% (17,391)

Of those families with
Female Heads of Household
and Children Present

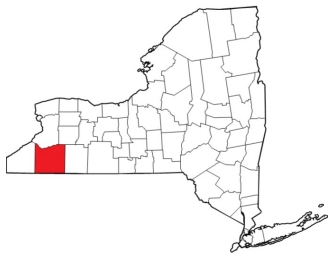
42.7%

Live in Poverty

Race & Poverty

White	14.1% (22,169)
African American	38.5% (3,890)
Hispanic/Latino	34.4% (2,537)

New York State Community Action Association - www.nyscommunityaction.org



16.5%

Cattaraugus County Poverty Rate

County Population:
77,121

Population for whom poverty status is determined:

Overall
74,679

Population Under 18
16,732

Population 25 & Over
52,236

Population over 65
14,008

Living In Poverty

Individuals
16.5% (12,324)

Children (Under 18)
23.1% (3,862)

Adults 25+
13.3% (6,943)

Senior Citizens 65+
9.8% (1,378)

Cattaraugus County

Connecting Communities in Action

25 Jefferson Street, Salamanca, NY 14779

716-945-1041

www.ccaction.org



Education & Poverty

Education Attainment for Adults 25+ (52,236)



Total Population

No Degree	11.0%
High School	39.1%
Associate	30.8%
Bachelors +	19.2%

Living in Poverty

No Degree	30.7%
High School	14.4%
Associate	10.8%
Bachelors +	5.0%

Employment & Poverty

Living Wage for 1 Adult, 1 Child	\$28.03
Hourly Wage for FMR, 2BR Apt	\$13.77
Median Income	\$35,214
Median Income w/ HS Diploma	\$30,252
Male Median Earnings	\$36,444
Female Median Earnings	\$23,092



Health & Poverty



No Health Insurance	
Employed	7.8%
Unemployed	16.0%
Free/Reduced Lunch Program	64%

Gender & Poverty

Male	15.7% (5,800)
Female	17.3% (6,524)

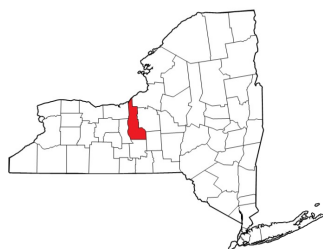
Of those families with
Female Heads of Household
and Children Present

36.8%
Live in Poverty

Race & Poverty

White	15.0% (10,362)
African American	47.9% (432)
Hispanic/Latino	29.3% (432)

New York State Community Action Association - www.nyscommunityaction.org



12.1%

Cayuga County Poverty Rate

County Population:
77,425

Population for whom poverty
status is determined:

Overall
72,846

Population Under 18
14,769

Population 25 & Over
52,170

Population over 65
13,676

Living In Poverty

Individuals
12.1% (8,812)

Children (Under 18)
17.8% (2,633)

Adults 25+
10.0% (5,240)

Senior Citizens 65+
6.6% (906)

Cayuga County

Community Action Programs

Cayuga/Seneca (CAP)

89 York Street, Suite 1, Auburn, NY 13021

315-255-1703

www.caphelps.org



Education & Poverty

Education Attainment for Adults 25+ (52,170)



Total Population

No Degree	9.9%
High School	33.4%
Associate	32.9%
Bachelors +	23.8%

Living in Poverty

No Degree	25.2%
High School	11.1%
Associate	8.5%
Bachelors +	4.4%

Employment & Poverty

Living Wage for 1 Adult, 1 Child	\$28.76
Hourly Wage for FMR, 2BR Apt	\$15.71
Median Income	\$39,859
Median Income w/ HS Diploma	\$32,997
Male Median Earnings	\$39,588
Female Median Earnings	\$25,078



Health & Poverty



No Health Insurance	
Employed	6.8%
Unemployed	8.6%
Free/Reduced Lunch Program	58%

Gender & Poverty

Male	10.7% (3,853)
Female	13.5% (4,959)

Of those families with
Female Heads of Household
and Children Present

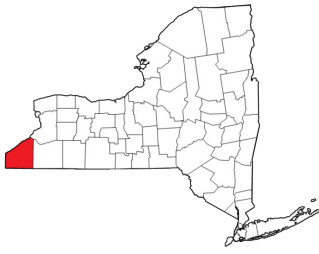
33.3%

Live in Poverty

Race & Poverty

White	11.3% (7,747)
African American	16.5% (245)
Hispanic/Latino	28.6% (481)

New York State Community Action Association - www.nyscommunityaction.org



18.2%

Chautauqua County Poverty Rate

County Population:
128,496

Population for whom poverty status is determined:

Overall
123,076

Population Under 18
25,699

Population 25 & Over
87,575

Population over 65
24,250

Living In Poverty

Individuals
18.2% (22,398)

Children (Under 18)
28.5% (7,316)

Adults 25+
14.3% (12,557)

Senior Citizens 65+
8.7% (2,112)

Chautauqua County

Chautauqua Opportunities, Inc.

17 W. Courtney Street, Dunkirk, NY 14048

716-366-3333

www.chautauquaopportunities.com



Education & Poverty

Education Attainment for Adults 25+ (87,575)



Total Population

No Degree	10.8%
High School	35.4%
Associate	31.2%
Bachelors +	22.5%

Living in Poverty

No Degree	32.2%
High School	16.2%
Associate	12.5%
Bachelors +	5.4%

Employment & Poverty

Living Wage for 1 Adult, 1 Child	\$28.09
Hourly Wage for FMR, 2BR Apt	\$13.94
Median Income	\$33,896
Median Income w/ HS Diploma	\$30,262
Male Median Earnings	\$37,351
Female Median Earnings	\$21,557



Health & Poverty



No Health Insurance	
Employed	6.3%
Unemployed	10.0%
Free/Reduced Lunch Program	68%

Gender & Poverty

Male	17.1% (10,338)
Female	19.2% (12,060)

Of those families with
Female Heads of Household
and Children Present

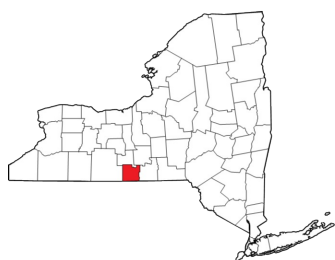
48.2%

Live in Poverty

Race & Poverty

White	17.2% (19,746)
African American	36.1% (810)
Hispanic/Latino	40.5% (3,596)

New York State Community Action Association - www.nyscommunityaction.org



13.9%

Chemung County Poverty Rate

County Population:
84,895

Population for whom poverty status is determined:

Overall
80,273

Population Under 18
17,937

Population 25 & Over
56,613

Population over 65
14,912

Living In Poverty

Individuals
13.9% (11,136)

Children (Under 18)
19.4% (3,476)

Adults 25+
11.3% (6,395)

Senior Citizens 65+
8.6% (1,279)

Chemung County

**Economic Opportunity Program, Inc. of
Chemung and Schuyler Counties**

650 Baldwin Street, Elmira, NY 14901

607-734-6174

www.cseop.org



Education & Poverty

Education Attainment for Adults 25+ (56,613)



Total Population

No Degree	8.7%
High School	34.1%
Associate	32.8%
Bachelors +	24.3%

Living in Poverty

No Degree	28.3%
High School	14.0%
Associate	9.5%
Bachelors +	3.9%

Employment & Poverty

Living Wage for 1 Adult, 1 Child	\$28.92
Hourly Wage for FMR, 2BR Apt	\$16.13
Median Income	\$38,387
Median Income w/ HS Diploma	\$31,331
Male Median Earnings	\$36,731
Female Median Earnings	\$25,756



Health & Poverty



No Health Insurance	
Employed	5.5%
Unemployed	14.8%
Free/Reduced Lunch Program	71%

Gender & Poverty

Male	11.5% (4,438)
Female	16.1% (6,698)

Of those families with
Female Heads of Household
and Children Present

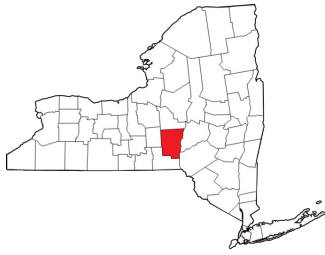
36.7%

Live in Poverty

Race & Poverty

White	12.5% (8,995)
African American	27.4% (1,101)
Hispanic/Latino	28.0% (618)

New York State Community Action Association - www.nyscommunityaction.org



13.5%

Chenango County Poverty Rate

County Population:
47,909

Population for whom poverty
status is determined:

Overall
47,050

Population Under 18
9,618

Population 25 & Over
33,882

Population over 65
9,402

Living In Poverty

Individuals
13.5% (6,368)

Children (Under 18)
17.1% (1,641)

Adults 25+
11.9% (4,037)

Senior Citizens 65+
9.1% (851)

Chenango County

Greater Opportunities

44 West Main Street, Norwich, NY 13815

607-334-7114

www.greaterops.org



Education & Poverty

Education Attainment for Adults 25+ (33,882)



Total Population

No Degree	11.9%
High School	38.6%
Associate	30.7%
Bachelors +	18.9%

Living in Poverty

No Degree	26.6%
High School	14.7%
Associate	8.0%
Bachelors +	3.4%

Employment & Poverty

Living Wage for 1 Adult, 1 Child	\$28.49
Hourly Wage for FMR, 2BR Apt	\$15.00
Median Income	\$36,907
Median Income w/ HS Diploma	\$30,407
Male Median Earnings	\$36,258
Female Median Earnings	\$22,897



Health & Poverty



No Health Insurance	
Employed	5.3%
Unemployed	11.8%
Free/Reduced Lunch Program	72%

Gender & Poverty

Male	13.1% (3,093)
Female	14.0% (3,275)

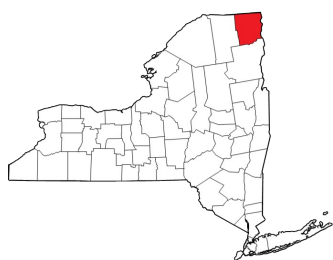
Of those families with
Female Heads of Household
and Children Present

36.7%
Live in Poverty

Race & Poverty

White	13.0% (5,865)
African American	35.5% (154)
Hispanic/Latino	17.1% (177)

New York State Community Action Association - www.nyscommunityaction.org



15.0%

Clinton County Poverty Rate

County Population:
80,583

*Population for whom poverty
status is determined:*

Overall
72,677

Population Under 18
14,008

Population 25 & Over
51,127

Population over 65
12,825

Living In Poverty

Individuals
15.0% (10,902)

Children (Under 18)
21.0% (2,943)

Adults 25+
11.8% (6,041)

Senior Citizens 65+
7.0% (891)

Clinton County

JCEO of Clinton and Franklin Counties, Inc.

54 Margaret Street, Plattsburgh, NY 12901

518-561-6310

www.jceo.org



Joint Council for Economic Opportunity
of Clinton and Franklin Counties, Inc.

Education & Poverty

Education Attainment for Adults 25+ (51,127)



Total Population


No Degree	11.3%
High School	36.0%
Associate	28.3%
Bachelors +	24.5%

Living in Poverty

No Degree	23.9%
High School	15.2%
Associate	10.9%
Bachelors +	2.4%

Employment & Poverty

Living Wage for 1 Adult, 1 Child	\$28.94
Hourly Wage for FMR, 2BR Apt	\$16.19
Median Income	\$39,151
Median Income w/ HS Diploma	\$32,150
Male Median Earnings	\$37,821
Female Median Earnings	\$26,836



Health & Poverty



No Health Insurance	
Employed	6.1%
Unemployed	18.9%
Free/Reduced Lunch Program	54%

Gender & Poverty

Male	13.6% (4,842)
Female	16.4% (6,060)

Of those families with
Female Heads of Household
and Children Present

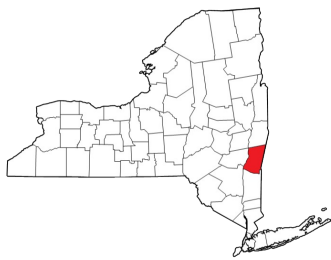
41.4%

Live in Poverty

Race & Poverty

White	14.5% (10,107)
African American	36.6% (273)
Hispanic/Latino	25.7% (242)

New York State Community Action Association - www.nyscommunityaction.org



11.6%

Columbia County Poverty Rate

County Population:
60,371

Population for whom poverty status is determined:

Overall
58,561

Population Under 18
10,124

Population 25 & Over
44,404

Population over 65
13,330

Living In Poverty

Individuals
11.6% (6,777)

Children (Under 18)
15.7% (1,593)

Adults 25+
10.4% (4,617)

Senior Citizens 65+
8.2% (1,098)

Columbia County

Columbia Opportunities, Inc.

540 Columbia Street, Hudson, NY 12534
518-828-4611
www.columbiaopportunities.org



Education & Poverty

Education Attainment for Adults 25+ (44,404)



Total Population

No Degree	9.4%
High School	29.3%
Associate	28.1%
Bachelors +	33.3%

Living in Poverty

No Degree	25.8%
High School	12.9%
Associate	8.7%
Bachelors +	5.3%

Employment & Poverty

Living Wage for 1 Adult, 1 Child	\$30.78
Hourly Wage for FMR, 2BR Apt	\$18.56
Median Income	\$39,657
Median Income w/ HS Diploma	\$31,995
Male Median Earnings	\$38,943
Female Median Earnings	\$25,248



Health & Poverty



No Health Insurance	
Employed	6.7%
Unemployed	13.8%
Free/Reduced Lunch Program	60%

Gender & Poverty

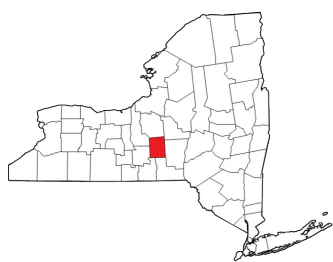
Male	10.7% (3,081)
Female	12.4% (3,696)

Of those families with
Female Heads of Household
and Children Present
29.5%
Live in Poverty

Race & Poverty

White	10.3% (5,389)
African American	17.8% (397)
Hispanic/Latino	22.8% (607)

New York State Community Action Association - www.nyscommunityaction.org



16.4%

Cortland County Poverty Rate

County Population:
47,865

*Population for whom poverty
status is determined:*

Overall
44,338

Population Under 18
8,954

Population 25 & Over
29,663

Population over 65
7,403

Living In Poverty

Individuals
16.4% (7,272)

Children (Under 18)
18.2% (1,628)

Adults 25+
11.2% (3,321)

Senior Citizens 65+
10.3% (761)

Cortland County

CAPCO Cortland County Community Action Program, Inc.

32 N. Main Street, Cortland, NY 13045

607-753-6781

www.capco.org



Education & Poverty

Education Attainment for Adults 25+ (29,663)



Total Population


No Degree	9.1%
High School	31.8%
Associate	30.9%
Bachelors +	28.2%

Living in Poverty

No Degree	27.2%
High School	13.7%
Associate	8.5%
Bachelors +	6.2%

Employment & Poverty

Living Wage for 1 Adult, 1 Child	\$28.99
Hourly Wage for FMR, 2BR Apt	\$16.33
Median Income	\$39,442
Median Income w/ HS Diploma	\$31,197
Male Median Earnings	\$38,188
Female Median Earnings	\$25,482



Health & Poverty



No Health Insurance	
Employed	3.6%
Unemployed	10.2%
Free/Reduced Lunch Program	65%

Gender & Poverty

Male	12.7% (2,783)
Female	20.0% (4,489)

Of those families with
Female Heads of Household
and Children Present

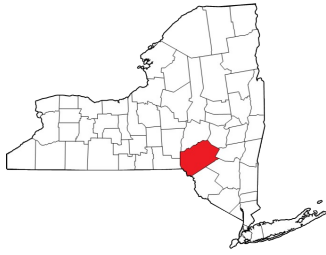
44.6%

Live in Poverty

Race & Poverty

White	16.1% (6,788)
African American	15.4% (104)
Hispanic/Latino	36.5% (441)

New York State Community Action Association - www.nyscommunityaction.org



16.6%

Delaware County Poverty Rate

County Population:

44,995

*Population for whom poverty
status is determined:*

Overall

42,647

Population Under 18

7,295

Population 25 & Over

32,416

Population over 65

10,534

Living In Poverty

Individuals

16.6% (7,071)

Children (Under 18)

31.2% (2,277)

Adults 25+

12.9% (4,196)

Senior Citizens 65+

7.6% (804)

Delaware County

Delaware Opportunities, Inc.

35430 State Highway 10, Hamden, NY 13782

607-746-1600

www.delawareopportunities.org



Education & Poverty

Education Attainment for Adults 25+ (32,416)



Total Population

No Degree	10.9%
High School	37.5%
Associate	28.9%
Bachelors +	22.7%

Living in Poverty

No Degree	26.2%
High School	15.1%
Associate	10.4%
Bachelors +	6.4%

Employment & Poverty

Living Wage for 1 Adult, 1 Child	\$28.43
Hourly Wage for FMR, 2BR Apt	\$14.85
Median Income	\$33,151
Median Income w/ HS Diploma	\$29,134
Male Median Earnings	\$32,679
Female Median Earnings	\$22,538



Health & Poverty



No Health Insurance

Employed **7.1%**

Unemployed **16.0%**

Free/Reduced Lunch Program **70%**

Gender & Poverty

Male	14.4% (3,085)
Female	18.8% (3,986)

Of those families with
Female Heads of Household
and Children Present

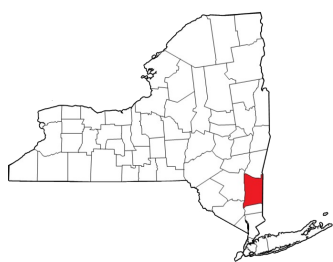
56.1%

Live in Poverty

Race & Poverty

White	16.1% (6,572)
African American	21.6% (82)
Hispanic/Latino	25.7% (382)

New York State Community Action Association - www.nyscommunityaction.org



9.0%

Dutchess County Poverty Rate

County Population:
293,754

*Population for whom poverty
status is determined:*

Overall
277,234

Population Under 18
54,876

Population 25 & Over
198,583

Population over 65
48,457

Living In Poverty

Individuals
9.0% (25,065)

Children (Under 18)
11.6% (6,347)

Adults 25+
7.9% (15,644)

Senior Citizens 65+
6.8% (3,270)

Dutchess County

Community Action Partnership for Dutchess County

77 Cannon Street, Poughkeepsie, NY 12601

845-452-5104

www.dutchesscap.org



Education & Poverty

Education Attainment for Adults 25+ (198,583)



Total Population


No Degree	8.2%
High School	26.4%
Associate	29.4%
Bachelors +	36.0%

Living in Poverty

No Degree	21.5%
High School	11.2%
Associate	6.8%
Bachelors +	3.3%

Employment & Poverty

Living Wage for 1 Adult, 1 Child	\$34.78
Hourly Wage for FMR, 2BR Apt	\$26.87
Median Income	\$48,264
Median Income w/ HS Diploma	\$35,457
Male Median Earnings	\$41,761
Female Median Earnings	\$27,310



Health & Poverty



No Health Insurance	
Employed	6.2%
Unemployed	12.3%
Free/Reduced Lunch Program	40%

Gender & Poverty

Male	8.3% (11,266)
Female	9.8% (13,799)

Of those families with
Female Heads of Household
and Children Present

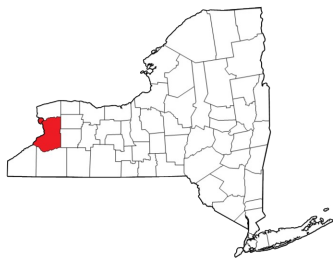
27.0%

Live in Poverty

Race & Poverty

White	7.4% (16,344)
African American	15.8% (4,300)
Hispanic/Latino	15.4% (5,127)

New York State Community Action Association - www.nyscommunityaction.org



Erie County

Community Action Organization of Western New York

45 Jewett Ave, Ste 150, Buffalo, NY 14214

716-881-5150

www.caowny.org



14.2%

Erie County Poverty Rate

County Population:

919,355

Population for whom poverty status is determined:

Overall

893,029

Population Under 18

184,366

Population 25 & Over

635,331

Population over 65

156,859

Living In Poverty

Individuals

14.2% (126,806)

Children (Under 18)

21.1% (38,811)

Adults 25+

11.2% (71,074)

Senior Citizens 65+

8.7% (13,596)

Education & Poverty

Education Attainment for Adults 25+ (635,331)



Total Population

No Degree	8.0%
High School	27.4%
Associate	30.0%
Bachelors +	34.7%

Living in Poverty

No Degree	32.6%
High School	14.0%
Associate	10.5%
Bachelors +	4.6%

Employment & Poverty

Living Wage for 1 Adult, 1 Child	\$29.89
Hourly Wage for FMR, 2BR Apt	\$16.21
Median Income	\$42,611
Median Income w/ HS Diploma	\$31,779
Male Median Earnings	\$39,095
Female Median Earnings	\$25,235



Health & Poverty



No Health Insurance

Employed **4.2%**

Unemployed **14.2%**

Free/Reduced Lunch Program **56%**

Gender & Poverty

Male	12.9% (55,527)
Female	15.4% (71,279)

Of those families with
Female Heads of Household
and Children Present

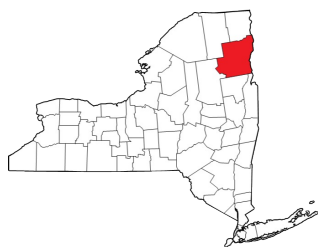
37.4%

Live in Poverty

Race & Poverty

White	9.1% (63,395)
African American	31.3% (36,742)
Hispanic/Latino	34.0% (16,265)

New York State Community Action Association - www.nyscommunityaction.org



9.9%

Essex County Poverty Rate

County Population:
37,459

*Population for whom poverty
status is determined:*

Overall
34,792

Population Under 18
5,998

Population 25 & Over
26,585

Population over 65
8,268

Living In Poverty

Individuals
9.9% (3,435)

Children (Under 18)
13.0% (778)

Adults 25+
8.0% (2,129)

Senior Citizens 65+
5.5% (451)

Essex County

Adirondack Community Action Programs, Inc.

7572 Court Street, Suite 2, Elizabethtown, NY 12932

518-873-3207

www.acapinc.org



Education & Poverty

Education Attainment for Adults 25+ (26,585)



Total Population

No Degree	7.5%
High School	33.1%
Associate	31.0%
Bachelors +	28.5%

Living in Poverty

No Degree	20.3%
High School	9.8%
Associate	7.8%
Bachelors +	3.0%

Employment & Poverty

Living Wage for 1 Adult, 1 Child	\$29.09
Hourly Wage for FMR, 2BR Apt	\$16.60
Median Income	\$33,730
Median Income w/ HS Diploma	\$30,079
Male Median Earnings	\$35,411
Female Median Earnings	\$24,662



Health & Poverty



No Health Insurance	
Employed	5.3%
Unemployed	4.8%
Free/Reduced Lunch Program	56%

Gender & Poverty

Male	9.4% (1,627)
Female	10.3% (1,808)

Of those families with
Female Heads of Household
and Children Present

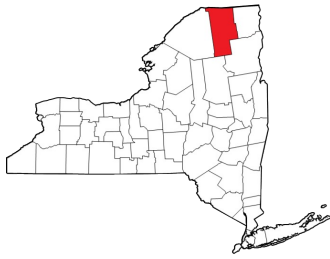
22.4%

Live in Poverty

Race & Poverty

White	9.3% (3,129)
African American	47.4% (55)
Hispanic/Latino	29.5% (161)

New York State Community Action Association - www.nyscommunityaction.org



17.8%

Franklin County Poverty Rate

County Population:
50,477

Population for whom poverty
status is determined:

Overall
44,890

Population Under 18
9,601

Population 25 & Over
31,381

Population over 65
8,181

Living In Poverty

Individuals
17.8% (7,981)

Children (Under 18)
27.0% (2,587)

Adults 25+
14.2% (4,440)

Senior Citizens 65+
10.4% (850)

Franklin County

JCEO of Clinton and Franklin Counties, Inc

54 Margaret Street, Plattsburgh, NY 12901

518-561-6310

www.jceo.org



Education & Poverty

Education Attainment for Adults 25+ (31,381)



Total Population


No Degree	10.9%
High School	35.2%
Associate	32.8%
Bachelors +	21.2%

Living in Poverty

No Degree	34.4%
High School	15.5%
Associate	12.2%
Bachelors +	4.5%

Employment & Poverty

Living Wage for 1 Adult, 1 Child	\$28.23
Hourly Wage for FMR, 2BR Apt	\$14.31
Median Income	\$39,232
Median Income w/ HS Diploma	\$33,859
Male Median Earnings	\$37,551
Female Median Earnings	\$28,806



Health & Poverty



No Health Insurance	
Employed	6.4%
Unemployed	14.4%
Free/Reduced Lunch Program	55%

Gender & Poverty

Male	16.5% (3,708)
Female	19.0% (4,273)

Of those families with
Female Heads of Household
and Children Present

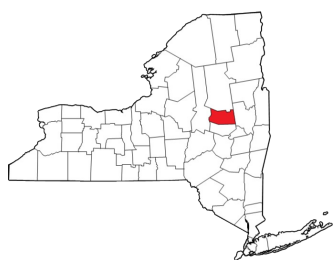
50.3%

Live in Poverty

Race & Poverty

White	17.5% (6,903)
African American	65.4% (338)
Hispanic/Latino	31.0% (287)

New York State Community Action Association - www.nyscommunityaction.org



14.9%

Fulton County Poverty Rate

County Population:

53,646

Population for whom poverty status is determined:

Overall

52,435

Population Under 18

10,397

Population 25 & Over

37,964

Population over 65

9,905

Living In Poverty

Individuals

14.9% (7,814)

Children (Under 18)

21.4% (2,225)

Adults 25+

12.1% (4,606)

Senior Citizens 65+

7.6% (748)

Fulton County

Fulmont Community Action Agency, Inc.

Park St. County Annex Bldg., Fonda, NY 12068

518-853-3011

www.fulmont.org



Education & Poverty

Education Attainment for Adults 25+ (37,964)



Total Population

No Degree	12.4%
High School	35.5%
Associate	33.8%
Bachelors +	18.4%

Living in Poverty

No Degree	30.2%
High School	13.2%
Associate	8.7%
Bachelors +	4.3%

Employment & Poverty

Living Wage for 1 Adult, 1 Child **\$28.74**

Hourly Wage for FMR, 2BR Apt **\$15.67**

Median Income **\$34,461**

Median Income w/ HS Diploma **\$31,070**

Male Median Earnings **\$38,204**

Female Median Earnings **\$24,527**



Health & Poverty



No Health Insurance

Employed **7.0%**

Unemployed **27.8%**

Free/Reduced Lunch Program **68%**

Gender & Poverty

Male **13.3% (3,473)**

Female **16.5% (4,341)**

Of those families with
Female Heads of Household
and Children Present

45.5%

Live in Poverty

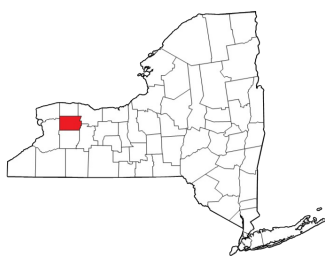
Race & Poverty

White **14.4% (7,149)**

African American **39.8% (337)**

Hispanic/Latino **25.8% (403)**

New York State Community Action Association - www.nyscommunityaction.org



Genesee County

Community Action of Orleans & Genesee

409 East State Street, Albion, NY 14411

585-589-5606

www.caoginc.org



10.9%

Genesee County Poverty Rate

County Population:

57,808

Population for whom poverty status is determined:

Overall

56,919

Population Under 18

11,399

Population 25 & Over

40,855

Population over 65

10,234

Living In Poverty

Individuals

10.9% (6,189)

Children (Under 18)

15.8% (1,804)

Adults 25+

9.1% (3,731)

Senior Citizens 65+

7.7% (783)

Education & Poverty

Education Attainment for Adults 25+ (40,855)



Total Population

No Degree	7.7%
High School	35.6%
Associate	34.3%
Bachelors +	22.4%

Living in Poverty

No Degree	21.7%
High School	12.7%
Associate	6.8%
Bachelors +	2.7%

Employment & Poverty

Living Wage for 1 Adult, 1 Child	\$28.78
Hourly Wage for FMR, 2BR Apt	\$15.77
Median Income	\$38,697
Median Income w/ HS Diploma	\$31,640
Male Median Earnings	\$40,325
Female Median Earnings	\$21,981



Health & Poverty



No Health Insurance	
Employed	4.7%
Unemployed	8.8%
Free/Reduced Lunch Program	53%

Gender & Poverty

Male	9.6% (2,721)
Female	12.2% (3,468)

Of those families with
Female Heads of Household
and Children Present

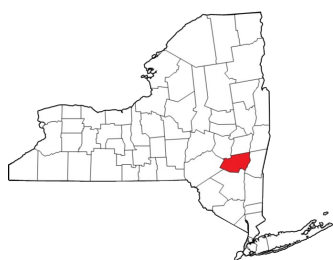
38.8%

Live in Poverty

Race & Poverty

White	9.7% (5,056)
African American	26.8% (309)
Hispanic/Latino	21.5% (398)

New York State Community Action Association - www.nyscommunityaction.org



Greene County

Community Action of Greene County, Inc.



7856 Route 9W, Catskill, NY 12414

518-943-9205

www.cagcny.org

14.0%

Greene County Poverty Rate

County Population:

47,424

Population for whom poverty status is determined:

Overall

44,075

Population Under 18

7,371

Population 25 & Over

33,252

Population over 65

10,022

Living In Poverty

Individuals

14.0% (6,167)

Children (Under 18)

17.9% (1,320)

Adults 25+

12.7% (4,223)

Senior Citizens 65+

10.1% (1,015)

Education & Poverty

Education Attainment for Adults 25+ (33,252)



Total Population

No Degree	10.9%
High School	39.0%
Associate	26.8%
Bachelors +	23.3%

Living in Poverty

No Degree	25.3%
High School	13.7%
Associate	13.7%
Bachelors +	4.0%

Employment & Poverty

Living Wage for 1 Adult, 1 Child	\$29.85
Hourly Wage for FMR, 2BR Apt	\$18.62
Median Income	\$37,607
Median Income w/ HS Diploma	\$32,922
Male Median Earnings	\$38,711
Female Median Earnings	\$29,214



Health & Poverty



No Health Insurance	
Employed	4.9%
Unemployed	17.5%
Free/Reduced Lunch Program	73%

Gender & Poverty

Male	12.7% (2,765)
Female	15.3% (3,402)

Of those families with
Female Heads of Household
and Children Present

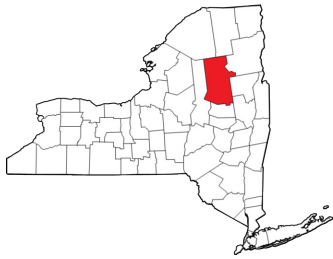
35.6%

Live in Poverty

Race & Poverty

White	12.5% (5,089)
African American	48.8% (647)
Hispanic/Latino	10.3% (212)

New York State Community Action Association - www.nyscommunityaction.org



Hamilton County

Warren/Hamilton Counties Community Action Agency

190 Maple Street, Glens Falls, NY 12801

518-793-0638

www.wahacaa.org



9.9%

Hamilton County Poverty Rate

County Population:

4,515

Population for whom poverty status is determined:

Overall

4,479

Population Under 18

606

Population 25 & Over

3,552

Population over 65

1,364

Living In Poverty

Individuals

9.9% (443)

Children (Under 18)

10.2% (62)

Adults 25+

9.5% (338)

Senior Citizens 65+

5.0% (68)

Education & Poverty

Education Attainment for Adults 25+ (3,552)



Total Population

No Degree	22.6%
High School	27.0%
Associate	33.5%
Bachelors +	16.9%

Living in Poverty

No Degree	16.6%
High School	11.7%
Associate	5.9%
Bachelors +	3.8%

Employment & Poverty

Living Wage for 1 Adult, 1 Child	\$28.97
Hourly Wage for FMR, 2BR Apt	\$16.27
Median Income	\$33,550
Median Income w/ HS Diploma	\$30,491
Male Median Earnings	\$26,500
Female Median Earnings	\$32,386



Health & Poverty



No Health Insurance

Employed **14.8%**

Unemployed **60.0%**

Free/Reduced Lunch Program **47%**

Gender & Poverty

Male	6.5% (144)
Female	13.3% (299)

Of those families with
Female Heads of Household
and Children Present

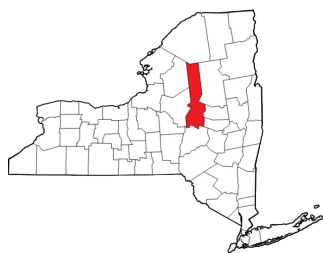
8.3%

Live in Poverty

Race & Poverty

White	8.9% (388)
African American	44.0% (11)
Hispanic/Latino	24.3% (18)

New York State Community Action Association - www.nyscommunityaction.org



13.6%

Herkimer County Poverty Rate

County Population:
62,057

Population for whom poverty status is determined:

Overall
60,914

Population Under 18
12,517

Population 25 & Over
43,208

Population over 65
12,006

Living In Poverty

Individuals
13.6% (8,307)

Children (Under 18)
20.2% (2,532)

Adults 25+
11.5% (4,950)

Senior Citizens 65+
8.7% (1,047)

Herkimer County

Mohawk Valley Community Action Agency, Inc.

9882 River Road, Utica, NY 13502

315-624-9930

www.mvcaa.com



Education & Poverty

Education Attainment for Adults 25+ (43,208)



Total Population

No Degree	10.1%
High School	36.5%
Associate	31.7%
Bachelors +	21.7%

Living in Poverty

No Degree	22.0%
High School	14.2%
Associate	9.6%
Bachelors +	4.6%

Employment & Poverty

Living Wage for 1 Adult, 1 Child	\$28.56
Hourly Wage for FMR, 2BR Apt	\$15.19
Median Income	\$36,401
Median Income w/ HS Diploma	\$31,171
Male Median Earnings	\$38,994
Female Median Earnings	\$23,416



Health & Poverty



No Health Insurance	
Employed	5.5%
Unemployed	14.7%
Free/Reduced Lunch Program	65%

Gender & Poverty

Male	12.4% (3,749)
Female	14.9% (4,558)

Of those families with
Female Heads of Household
and Children Present

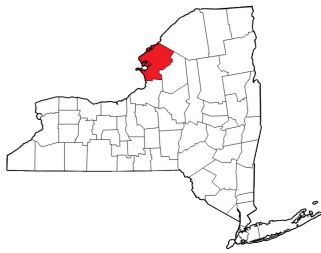
26.8%

Live in Poverty

Race & Poverty

White	13.5% (7,859)
African American	27.1% (204)
Hispanic/Latino	18.1% (232)

New York State Community Action Association - www.nyscommunityaction.org



Jefferson County

Community Action Planning Council of Jefferson County, Inc.

518 Davidson Street, Watertown, NY 13601

315-782-4900

www.capcjc.org



14.0%

Jefferson County Poverty Rate

County Population:

112,842

Population for whom poverty status is determined:

Overall

106,273

Population Under 18

26,600

Population 25 & Over

69,192

Population over 65

14,544

Living In Poverty

Individuals

14.0% (14,897)

Children (Under 18)

19.5% (5,185)

Adults 25+

11.8% (8,183)

Senior Citizens 65+

8.3% (1,207)

Education & Poverty

Education Attainment for Adults 25+ (69,192)



Total Population

No Degree	8.3%
High School	34.7%
Associate	34.2%
Bachelors +	22.8%

Living in Poverty

No Degree	29.3%
High School	15.5%
Associate	9.6%
Bachelors +	3.1%

Employment & Poverty

Living Wage for 1 Adult, 1 Child	\$30.8
Hourly Wage for FMR, 2BR Apt	\$21.13
Median Income	\$36,696
Median Income w/ HS Diploma	\$29,273
Male Median Earnings	\$37,796
Female Median Earnings	\$20,339



Health & Poverty



No Health Insurance

Employed **6.6%**

Unemployed **14.7%**

Free/Reduced Lunch Program **58%**

Gender & Poverty

Male	12.6% (6,745)
Female	15.5% (8,152)

Of those families with
Female Heads of Household
and Children Present

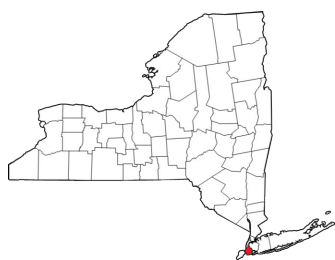
41.7%

Live in Poverty

Race & Poverty

White	13.1% (12,315)
African American	20.8% (1,130)
Hispanic/Latino	21.8% (1,556)

New York State Community Action Association - www.nyscommunityaction.org



20.0%

Kings County Poverty Rate

County Population:
2,589,974

*Population for whom poverty
status is determined:*

Overall
2,564,539

Population Under 18
586,707

Population 25 & Over
1,767,712

Population over 65
344,682

Living In Poverty

Individuals
20.0% (511,631)

Children (Under 18)
27.3% (160,058)

Adults 25+
16.9% (298,563)

Senior Citizens 65+
21.2% (73,026)

Kings County

NYC Department of Youth & Community Development

123 William Street, 17th Fl., New York, NY 10038

646-343-6450

www.nyc.gov/html/dycd



Education & Poverty

Education Attainment for Adults 25+ (1,767,712)



Total Population

No Degree	17.5%
High School	25.7%
Associate	19.2%
Bachelors +	37.6%

Living in Poverty

No Degree	31.9%
High School	21.4%
Associate	15.8%
Bachelors +	7.4%

Employment & Poverty

Living Wage for 1 Adult, 1 Child	\$38.35
Hourly Wage for FMR, 2BR Apt	\$37.52
Median Income	\$43,455
Median Income w/ HS Diploma	\$30,527
Male Median Earnings	\$35,420
Female Median Earnings	\$25,688



Health & Poverty



No Health Insurance	
Employed	9.9%
Unemployed	17.3%
Free/Reduced Lunch Program	93%

Gender & Poverty

Male	18.5% (224,517)
Female	21.3% (287,114)

Of those families with
Female Heads of Household
and Children Present

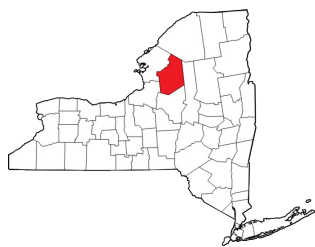
34.3%

Live in Poverty

Race & Poverty

White	17.9% (201,263)
African American	20.4% (167,992)
Hispanic/Latino	27.1% (132,403)

New York State Community Action Association - www.nyscommunityaction.org



13.5%

Lewis County Poverty Rate

County Population:

26,572

*Population for whom poverty
status is determined:*

Overall

26,270

Population Under 18

6,003

Population 25 & Over

18,182

Population over 65

4,627

Living In Poverty

Individuals

13.5% (3,540)

Children (Under 18)

21.9% (1,312)

Adults 25+

10.1% (1,831)

Senior Citizens 65+

6.8% (314)

Lewis County

Lewis County Opportunities, Inc.

8265 State Route 812, Lowville, NY 13367

315-376-8202

www.lewiscountyopportunities.com



Education & Poverty

Education Attainment for Adults 25+ (18,182)



Total Population

No Degree	9.8%
High School	44.6%
Associate	27.2%
Bachelors +	18.4%

Living in Poverty

No Degree	15.2%
High School	12.8%
Associate	8.7%
Bachelors +	2.7%

Employment & Poverty

Living Wage for 1 Adult, 1 Child	\$28.47
Hourly Wage for FMR, 2BR Apt	\$14.96
Median Income	\$36,591
Median Income w/ HS Diploma	\$30,909
Male Median Earnings	\$38,883
Female Median Earnings	\$22,656



Health & Poverty



No Health Insurance

Employed **6.9%**

Unemployed **18.5%**

Free/Reduced Lunch Program **51%**

Gender & Poverty

Male	11.6% (1,530)
Female	15.4% (2,010)

Of those families with
Female Heads of Household
and Children Present

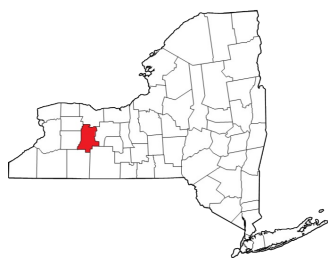
48.6%

Live in Poverty

Race & Poverty

White	13.0% (3,317)
African American	22.7% (30)
Hispanic/Latino	31.4% (140)

New York State Community Action Association - www.nyscommunityaction.org



13.2%

Livingston County Poverty Rate

County Population:
63,591

*Population for whom poverty
status is determined:*

Overall
57,472

Population Under 18
11,080

Population 25 & Over
40,340

Population over 65
10,570

Living In Poverty

Individuals
13.2% (7,572)

Children (Under 18)
15.6% (1,729)

Adults 25+
8.8% (3,562)

Senior Citizens 65+
6.1% (648)

Livingston County

Office of Workforce Development

6 Court Street, Room 105, Geneseo, NY 14454

585-243-7047

www.co.livingston.state.ny.us/285/Workforce-Development



Education & Poverty

Education Attainment for Adults 25+ (40,340)



Total Population

No Degree	8.6%
High School	30.8%
Associate	33.0%
Bachelors +	27.6%

Living in Poverty

No Degree	22.3%
High School	8.7%
Associate	10.3%
Bachelors +	3.0%

Employment & Poverty

Living Wage for 1 Adult, 1 Child	\$29.88
Hourly Wage for FMR, 2BR Apt	\$18.69
Median Income	\$41,833
Median Income w/ HS Diploma	\$36,985
Male Median Earnings	\$40,506
Female Median Earnings	\$29,217



Health & Poverty



No Health Insurance	
Employed	5.0%
Unemployed	10.1%
Free/Reduced Lunch Program	44%

Gender & Poverty

Male	12.4% (3,512)
Female	13.9% (4,060)

Of those families with
Female Heads of Household
and Children Present

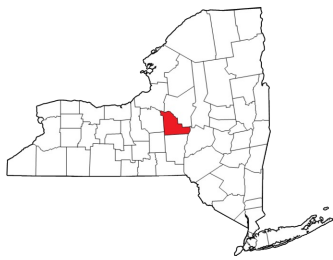
35.6%

Live in Poverty

Race & Poverty

White	12.1% (6,566)
African American	34.8% (310)
Hispanic/Latino	33.2% (561)

New York State Community Action Association - www.nyscommunityaction.org



Madison County

Community Action Partnership for Madison County

1001 New Market Drive, Canastota, NY 13032

315-697-3588

www.capmadco.org



9.8%

Madison County Poverty Rate

County Population:

71,205

Population for whom poverty status is determined:

Overall

66,057

Population Under 18

13,671

Population 25 & Over

47,537

Population over 65

12,271

Living In Poverty

Individuals

9.8% (6,459)

Children (Under 18)

11.0% (1,509)

Adults 25+

8.7% (4,135)

Senior Citizens 65+

7.9% (965)

Education & Poverty

Education Attainment for Adults 25+ (47,537)



Total Population

No Degree	7.9%
High School	34.6%
Associate	31.2%
Bachelors +	26.4%

Living in Poverty

No Degree	22.7%
High School	11.2%
Associate	6.7%
Bachelors +	3.5%

Employment & Poverty

Living Wage for 1 Adult, 1 Child	\$29.36
Hourly Wage for FMR, 2BR Apt	\$17.31
Median Income	\$39,817
Median Income w/ HS Diploma	\$33,132
Male Median Earnings	\$39,730
Female Median Earnings	\$26,298



Health & Poverty



No Health Insurance	
Employed	5.4%
Unemployed	15.5%
Free/Reduced Lunch Program	42%

Gender & Poverty

Male	8.6% (2,851)
Female	10.9% (3,608)

Of those families with
Female Heads of Household
and Children Present

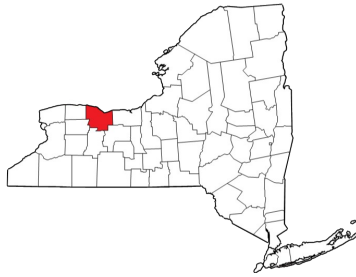
33.7%

Live in Poverty

Race & Poverty

White	9.6% (6,096)
African American	27.0% (138)
Hispanic/Latino	3.8% (44)

New York State Community Action Association - www.nyscommunityaction.org



14.4%

Monroe County Poverty Rate

County Population:
743,341

Population for whom poverty status is determined:

Overall
718,498

Population Under 18
153,357

Population 25 & Over
505,916

Population over 65
120,589

Living In Poverty

Individuals
14.4% (103,406)

Children (Under 18)
21.2% (32,474)

Adults 25+
11.0% (55,679)

Senior Citizens 65+
7.9% (9,477)

Monroe County

Action for a Better Community, Inc.

400 West Ave 3rd Fl., Rochester, NY 14611
585-325-5116
www.abcinfo.org

PathStone

400 East Avenue, Rochester, NY 14607
585-340-3300
www.pathstone.org

Education & Poverty

Education Attainment for Adults 25+ (505,916)



Total Population

No Degree	9.5%
High School	23.1%
Associate	28.5%
Bachelors +	38.9%

Living in Poverty

No Degree	31.3%
High School	14.6%
Associate	10.5%
Bachelors +	4.3%

Employment & Poverty

Living Wage for 1 Adult, 1 Child	\$30.83
Hourly Wage for FMR, 2BR Apt	\$18.69
Median Income	\$42,016
Median Income w/ HS Diploma	\$30,338
Male Median Earnings	\$35,281
Female Median Earnings	\$24,556



Health & Poverty



No Health Insurance

Employed	4.5%
Unemployed	10.6%

Free/Reduced Lunch Program **56%**

Gender & Poverty

Male	13.4% (46,262)
Female	15.4% (57,144)

Of those families with
Female Heads of Household
and Children Present

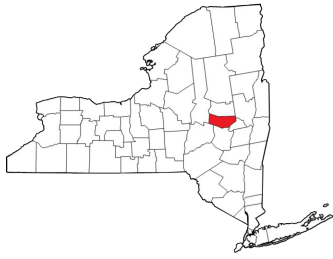
39.1%

Live in Poverty

Race & Poverty

White	9.8% (53,674)
African American	32.6% (35,890)
Hispanic/Latino	31.7% (19,998)

New York State Community Action Association - www.nyscommunityaction.org



19.8%

Montgomery County Poverty Rate

County Population:
49,302

Population for whom poverty status is determined:

Overall
48,265

Population Under 18
11,032

Population 25 & Over
33,476

Population over 65
8,490

Living In Poverty

Individuals
19.8% (9,544)

Children (Under 18)
33.1% (3,654)

Adults 25+
15.6% (5,207)

Senior Citizens 65+
9.5% (804)

Montgomery County

Fulmont Community Action Agency, Inc.

Park St. County Annex Bldg., Fonda, NY 12068

518-853-3011

www.fulmont.org



Education & Poverty

Education Attainment for Adults 25+ (33,476)



Total Population

No Degree	13.0%
High School	35.1%
Associate	33.9%
Bachelors +	18.0%

Living in Poverty

No Degree	35.8%
High School	14.8%
Associate	13.5%
Bachelors +	6.3%

Employment & Poverty

Living Wage for 1 Adult, 1 Child	\$28.54
Hourly Wage for FMR, 2BR Apt	\$15.13
Median Income	\$35,926
Median Income w/ HS Diploma	\$32,296
Male Median Earnings	\$38,879
Female Median Earnings	\$21,646



Health & Poverty



No Health Insurance	
Employed	6.5%
Unemployed	18.4%
Free/Reduced Lunch Program	83%

Gender & Poverty

Male	17.4% (4,134)
Female	22.1% (5,410)

Of those families with
Female Heads of Household
and Children Present

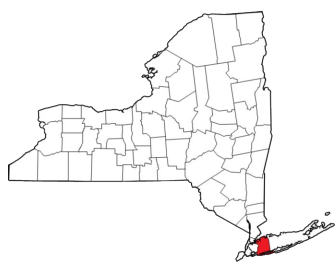
47.6%

Live in Poverty

Race & Poverty

White	16.0% (6,743)
African American	48.5% (495)
Hispanic/Latino	38.8% (2,644)

New York State Community Action Association - www.nyscommunityaction.org




Nassau County

EOC of Nassau County

134 Jackson Street, Hempstead, NY 11550

516-292-9710

www.eoc-nassau.org



5.6%

Nassau County Poverty Rate

County Population:

1,356,509

*Population for whom poverty
status is determined:*

Overall
1,336,958

Population Under 18
290,289

Population 25 & Over
934,559

Population over 65
231,068

Living In Poverty

Individuals
5.6% (74,291)

Children (Under 18)
6.7% (19,488)

Adults 25+
4.9% (46,149)

Senior Citizens 65+
5.2% (11,915)

Education & Poverty

Education Attainment for Adults 25+ (934,559)



Total Population

No Degree	8.5%
High School	22.4%
Associate	22.8%
Bachelors +	46.2%

Living in Poverty

No Degree	15.1%
High School	6.7%
Associate	4.3%
Bachelors +	2.6%

Employment & Poverty

Living Wage for 1 Adult, 1 Child **\$41.82**


Hourly Wage for FMR, 2BR Apt **\$38.31**

Median Income **\$59,724**

Median Income w/ HS Diploma **\$39,857**

Male Median Earnings **\$49,542**

Female Median Earnings **\$29,703**



Health & Poverty



No Health Insurance

Employed **5.6%**

Unemployed **14.0%**

Free/Reduced Lunch Program **34%**

Gender & Poverty

Male **4.9% (31,532)**

Female **6.2% (42,759)**

Of those families with
Female Heads of Household
and Children Present

20.7%

Live in Poverty

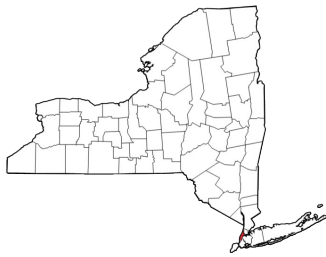
Race & Poverty

White **4.2% (38,105)**

African American **8.7% (13,376)**

Hispanic/Latino **10.8% (24,326)**

New York State Community Action Association - www.nyscommunityaction.org



15.8%

New York County Poverty Rate

County Population:
1,631,993

*Population for whom poverty
status is determined:*

Overall
1,584,693

Population Under 18
231,782

Population 25 & Over
1,236,881

Population over 65
258,662

Living In Poverty

Individuals
15.8% (250,913)

Children (Under 18)
20.8% (48,253)

Adults 25+
13.5% (167,514)

Senior Citizens 65+
17.9% (46,296)

New York County

NYC Department of Youth & Community Development

123 William Street, 17th Fl., New York, NY 10038

646-343-6450

www.nyc.gov/html/dycd



Education & Poverty

Education Attainment for Adults 25+ (1,236,881)



Total Population

No Degree	12.6%
High School	12.2%
Associate	13.6%
Bachelors +	61.6%

Living in Poverty

No Degree	38.2%
High School	24.0%
Associate	17.3%
Bachelors +	5.6%

Employment & Poverty

Living Wage for 1 Adult, 1 Child	\$38.35
Hourly Wage for FMR, 2BR Apt	\$37.52
Median Income	\$67,770
Median Income w/ HS Diploma	\$30,324
Male Median Earnings	\$33,905
Female Median Earnings	\$24,407



Health & Poverty



No Health Insurance	
Employed	6.1%
Unemployed	14.1%
Free/Reduced Lunch Program	100%

Gender & Poverty

Male	14.2% (106,895)
Female	17.3% (144,018)

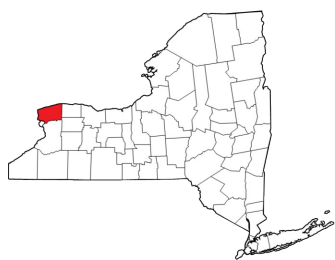
Of those families with
Female Heads of Household
and Children Present

38.4%
Live in Poverty

Race & Poverty

White	9.2% (82,288)
African American	29.1% (67,690)
Hispanic/Latino	24.8% (102,394)

New York State Community Action Association - www.nyscommunityaction.org



13.5%

Niagara County Poverty Rate

County Population:
210,820

Population for whom poverty status is determined:

Overall
207,027

Population Under 18
41,748

Population 25 & Over
149,110

Population over 65
38,042

Living In Poverty

Individuals
13.5% (27,857)

Children (Under 18)
19.9% (8,305)

Adults 25+
11.3% (16,784)

Senior Citizens 65+
9.0% (3,432)

Niagara County

Niagara Community Action Program, Inc.

1521 Main Street, Niagara Falls, NY 14305

716-285-9681

www.niagaracap.org



Education & Poverty

Education Attainment for Adults 25+ (149,110)



Total Population

No Degree	8.6%
High School	33.1%
Associate	33.5%
Bachelors +	24.7%

Living in Poverty

No Degree	25.9%
High School	13.1%
Associate	10.7%
Bachelors +	4.4%

Employment & Poverty

Living Wage for 1 Adult, 1 Child	\$28.95
Hourly Wage for FMR, 2BR Apt	\$16.21
Median Income	\$40,502
Median Income w/ HS Diploma	\$32,276
Male Median Earnings	\$42,756
Female Median Earnings	\$25,290



Health & Poverty



No Health Insurance	
Employed	4.3%
Unemployed	18.7%
Free/Reduced Lunch Program	58%

Gender & Poverty

Male	12.6% (12,734)
Female	14.3% (15,123)

Of those families with
Female Heads of Household
and Children Present

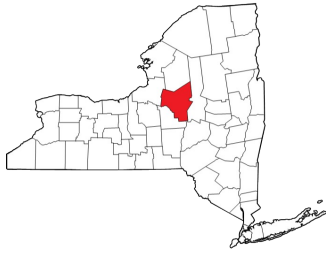
38.2%

Live in Poverty

Race & Poverty

White	10.2% (18,509)
African American	37.9% (5,439)
Hispanic/Latino	36.8% (2,257)

New York State Community Action Association - www.nyscommunityaction.org



15.5%

Oneida County Poverty Rate

County Population:
229,959

Population for whom poverty status is determined:

Overall
217,905

Population Under 18
47,615

Population 25 & Over
152,500

Population over 65
40,024

Living In Poverty

Individuals
15.5% (33,715)

Children (Under 18)
23.6% (11,252)

Adults 25+
12.2% (18,594)

Senior Citizens 65+
8.1% (3,244)

Oneida County

Mohawk Valley Community Action Agency, Inc.

9882 River Road, Utica, NY 13502

315-624-9930

www.mvcaa.com



Education & Poverty

Education Attainment for Adults 25+ (152,500)



Total Population

No Degree	10.8%
High School	31.2%
Associate	31.5%
Bachelors +	26.5%

Living in Poverty

No Degree	31.9%
High School	13.8%
Associate	10.4%
Bachelors +	4.5%

Employment & Poverty

Living Wage for 1 Adult, 1 Child	\$28.56
Hourly Wage for FMR, 2BR Apt	\$15.19
Median Income	\$39,213
Median Income w/ HS Diploma	\$31,381
Male Median Earnings	\$37,936
Female Median Earnings	\$25,107



Health & Poverty



No Health Insurance	
Employed	5.3%
Unemployed	14.4%
Free/Reduced Lunch Program	72%

Gender & Poverty

Male	14.6% (15,599)
Female	16.3% (18,116)

Of those families with
Female Heads of Household
and Children Present

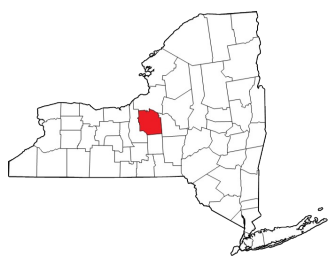
43.0%

Live in Poverty

Race & Poverty

White	12.1% (22,728)
African American	40.3% (4,541)
Hispanic/Latino	29.4% (3,430)

New York State Community Action Association - www.nyscommunityaction.org



14.1%

Onondaga County Poverty Rate

County Population:

462,872

*Population for whom poverty
status is determined:*

Overall

443,667

Population Under 18

97,189

Population 25 & Over

311,665

Population over 65

74,319

Living In Poverty

Individuals

14.1% (62,610)

Children (Under 18)

20.5% (19,903)

Adults 25+

11.0% (34,211)

Senior Citizens 65+

8.8% (6,560)

Onondaga County

PEACE, Inc.

217 S Salina Street, 2nd Floor, Syracuse, NY 13202

315-470-3300

www.peace-caa.org



Education & Poverty

Education Attainment for Adults 25+ (311,665)



Total Population

No Degree	8.8%
High School	25.2%
Associate	29.8%
Bachelors +	36.2%

Living in Poverty

No Degree	31.9%
High School	14.5%
Associate	9.8%
Bachelors +	4.4%

Employment & Poverty

Living Wage for 1 Adult, 1 Child	\$30.31
Hourly Wage for FMR, 2BR Apt	\$17.31
Median Income	\$44,071
Median Income w/ HS Diploma	\$33,756
Male Median Earnings	\$39,405
Female Median Earnings	\$28,826



Health & Poverty



No Health Insurance	
Employed	4.8%
Unemployed	14.1%
Free/Reduced Lunch Program	57%

Gender & Poverty

Male	13.3% (28,609)
Female	14.9% (34,001)

Of those families with
Female Heads of Household
and Children Present

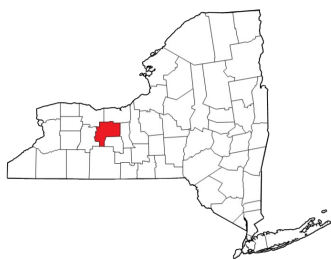
37.0%

Live in Poverty

Race & Poverty

White	10.1% (35,902)
African American	35.1% (17,616)
Hispanic/Latino	29.5% (6,260)

New York State Community Action Association - www.nyscommunityaction.org



Ontario County

Action for a Better Community, Inc.

400 West Ave 3rd Fl., Rochester, NY 14611

585-325-5116

www.abcinfo.org



8.7%

Ontario County Poverty Rate

County Population:

109,511

*Population for whom poverty
status is determined:*

Overall

106,104

Population Under 18

21,855

Population 25 & Over

76,392

Population over 65

20,771

Living In Poverty

Individuals

8.7% (9,193)

Children (Under 18)

11.4% (2,494)

Adults 25+

7.4% (5,652)

Senior Citizens 65+

5.8% (1,203)

Education & Poverty

Education Attainment for Adults 25+ (76,392)



Total Population

No Degree	5.8%
High School	26.3%
Associate	31.3%
Bachelors +	36.6%

Living in Poverty

No Degree	21.3%
High School	11.8%
Associate	6.5%
Bachelors +	2.8%

Employment & Poverty

Living Wage for 1 Adult, 1 Child	\$30.83
Hourly Wage for FMR, 2BR Apt	\$18.69
Median Income	\$42,641
Median Income w/ HS Diploma	\$31,358
Male Median Earnings	\$38,815
Female Median Earnings	\$25,379



Health & Poverty



No Health Insurance

Employed **4.8%**

Unemployed **16.9%**

Free/Reduced Lunch Program **44%**

Gender & Poverty

Male	7.8% (4,041)
Female	9.5% (5,152)

Of those families with
Female Heads of Household
and Children Present

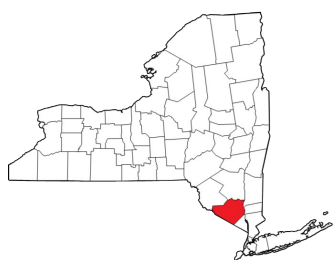
27.9%

Live in Poverty

Race & Poverty

White	7.6% (7,472)
African American	26.4% (642)
Hispanic/Latino	23.2% (1,110)

New York State Community Action Association - www.nyscommunityaction.org



Orange County

Regional Economic Community Action Program, Inc. (RECAP)

40 Smith Street, Middletown, NY 10940

845-342-3978

www.recap.org



11.7%

Orange County Poverty Rate

County Population:

380,085

Population for whom poverty status is determined:

Overall

370,342

Population Under 18

95,640

Population 25 & Over

238,975

Population over 65

50,489

Living In Poverty

Individuals

11.7% (43,142)

Children (Under 18)

18.1% (17,281)

Adults 25+

9.2% (21,885)

Senior Citizens 65+

7.5% (3,772)

Education & Poverty

Education Attainment for Adults 25+ (238,975)



Total Population


No Degree	10.0%
High School	29.1%
Associate	30.3%
Bachelors +	30.6%

Living in Poverty

No Degree	25.1%
High School	11.5%
Associate	7.3%
Bachelors +	3.6%

Employment & Poverty

Living Wage for 1 Adult, 1 Child	\$34.78
Hourly Wage for FMR, 2BR Apt	\$26.87
Median Income	\$48,676
Median Income w/ HS Diploma	\$36,995
Male Median Earnings	\$44,458
Female Median Earnings	\$28,752



Health & Poverty



No Health Insurance	
Employed	7.0%
Unemployed	12.6%
Free/Reduced Lunch Program	65%

Gender & Poverty

Male	10.4% (19,151)
Female	12.9% (23,991)

Of those families with
Female Heads of Household
and Children Present

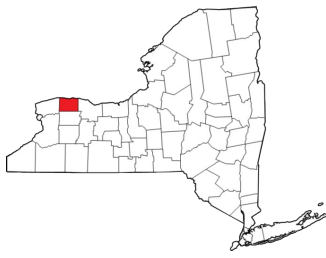
29.5%

Live in Poverty

Race & Poverty

White	11.0% (30,200)
African American	11.4% (4,554)
Hispanic/Latino	15.2% (11,561)

New York State Community Action Association - www.nyscommunityaction.org



Orleans County

Community Action of Orleans & Genesee

409 East State Street, Albion, NY 14411

585-589-5606

www.caoginc.org



13.7%
Orleans County
Poverty Rate

County Population:

40,904

*Population for whom poverty
status is determined:*

Overall

38,089

Population Under 18

7,920

Population 25 & Over

27,097

Population over 65

6,784

Living In Poverty

Individuals

13.7% (5,226)

Children (Under 18)

19.9% (1,573)

Adults 25+

11.2% (3,043)

Senior Citizens 65+

8.3% (561)

Education & Poverty

Education Attainment for Adults 25+ (27,097)



Total Population

No Degree	11.2%
High School	37.6%
Associate	34.0%
Bachelors +	17.3%

Living in Poverty

No Degree	32.9%
High School	10.7%
Associate	9.0%
Bachelors +	2.9%

Employment & Poverty

Living Wage for 1 Adult, 1 Child	\$29.88
Hourly Wage for FMR, 2BR Apt	\$18.69
Median Income	\$36,904
Median Income w/ HS Diploma	\$31,787
Male Median Earnings	\$41,525
Female Median Earnings	\$22,049



Health & Poverty



No Health Insurance

Employed **6.3%**

Unemployed **14.2%**

Free/Reduced Lunch Program **66%**

Gender & Poverty

Male	11.5% (2,193)
Female	15.9% (3,033)

Of those families with
Female Heads of Household
and Children Present

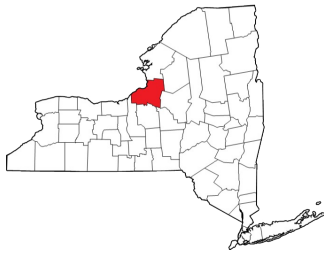
37.0%

Live in Poverty

Race & Poverty

White	11.7% (4,064)
African American	29.2% (409)
Hispanic/Latino	42.8% (738)

New York State Community Action Association - www.nyscommunityaction.org



17.0%

Oswego County Poverty Rate

County Population:
118,339

Population for whom poverty status is determined:

Overall
113,014

Population Under 18
24,232

Population 25 & Over
79,568

Population over 65
18,381

Living In Poverty

Individuals
17.0% (19,213)

Children (Under 18)
27.2% (6,583)

Adults 25+
12.7% (10,097)

Senior Citizens 65+
8.8% (1,614)

Oswego County

Oswego County Opportunities, Inc.

239 Oneida Street, Fulton, NY 13069

315-598-4717

www.oco.org



Education & Poverty

Education Attainment for Adults 25+ (79,568)



Total Population

No Degree	11.7%
High School	37.5%
Associate	31.8%
Bachelors +	19.1%

Living in Poverty

No Degree	32.3%
High School	14.0%
Associate	8.6%
Bachelors +	4.9%

Employment & Poverty

Living Wage for 1 Adult, 1 Child	\$29.36
Hourly Wage for FMR, 2BR Apt	\$17.31
Median Income	\$38,141
Median Income w/ HS Diploma	\$32,342
Male Median Earnings	\$40,189
Female Median Earnings	\$24,961



Health & Poverty



No Health Insurance	
Employed	5.7%
Unemployed	16.2%
Free/Reduced Lunch Program	63%

Gender & Poverty

Male	15.6% (8,827)
Female	18.4% (10,386)

Of those families with
Female Heads of Household
and Children Present

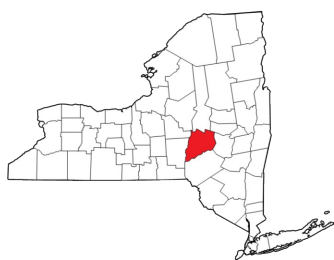
47.3%

Live in Poverty

Race & Poverty

White	16.4% (17,925)
African American	50.7% (335)
Hispanic/Latino	42.9% (989)

New York State Community Action Association - www.nyscommunityaction.org



14.9%

Otsego County Poverty Rate

County Population:

59,972

*Population for whom poverty
status is determined:*

Overall

54,849

Population Under 18

9,407

Population 25 & Over

39,391

Population over 65

11,997

Living In Poverty

Individuals

14.9% (8,154)

Children (Under 18)

17.4% (1,638)

Adults 25+

11.3% (4,465)

Senior Citizens 65+

8.1% (972)

Otsego County

Opportunities for Otsego, Inc.

3 West Broadway, Oneonta, NY 13820

607-433-8000

www.ofoinc.org



Education & Poverty

Education Attainment for Adults 25+ (39,391)



Total Population

No Degree	8.1%
High School	31.1%
Associate	29.6%
Bachelors +	31.2%

Living in Poverty

No Degree	26.0%
High School	14.0%
Associate	11.2%
Bachelors +	5.0%

Employment & Poverty

Living Wage for 1 Adult, 1 Child	\$29.16
Hourly Wage for FMR, 2BR Apt	\$16.79
Median Income	\$35,147
Median Income w/ HS Diploma	\$31,124
Male Median Earnings	\$36,091
Female Median Earnings	\$25,307



Health & Poverty



No Health Insurance

Employed **6.4%**

Unemployed **10.4%**

Free/Reduced Lunch Program **51%**

Gender & Poverty

Male	13.3% (3,547)
Female	16.4% (4,607)

Of those families with
Female Heads of Household
and Children Present

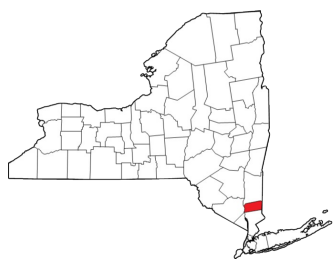
31.2%

Live in Poverty

Race & Poverty

White	14.0% (7,284)
African American	35.4% (311)
Hispanic/Latino	23.6% (377)

New York State Community Action Association - www.nyscommunityaction.org



Putnam County

Westchester Community Opportunity Program, Inc. (WestCOP)

121 Main Street, Brewster, NY 10509

914-592-5600

www.westcop.org



5.0%

Putnam County Poverty Rate

County Population:

98,787

Population for whom poverty status is determined:

Overall

97,312

Population Under 18

19,547

Population 25 & Over

69,508

Population over 65

16,303

Living In Poverty

Individuals

5.0% (4,847)

Children (Under 18)

3.9% (768)

Adults 25+

5.1% (3,515)

Senior Citizens 65+

4.2% (687)

Education & Poverty

Education Attainment for Adults 25+ (69,508)



Total Population

No Degree	6.9%
High School	26.5%
Associate	26.5%
Bachelors +	40.1%

Living in Poverty

No Degree	10.6%
High School	6.7%
Associate	5.4%
Bachelors +	2.8%

Employment & Poverty

Living Wage for 1 Adult, 1 Child	\$41.52
Hourly Wage for FMR, 2BR Apt	\$37.52
Median Income	\$54,310
Median Income w/ HS Diploma	\$39,897
Male Median Earnings	\$47,196
Female Median Earnings	\$31,421



Health & Poverty



No Health Insurance

Employed **5.5%**

Unemployed **8.7%**

Free/Reduced Lunch Program **26%**

Gender & Poverty

Male	5.1% (2,462)
Female	4.9% (2,385)

Of those families with
Female Heads of Household
and Children Present

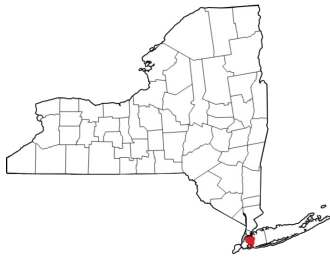
12.8%

Live in Poverty

Race & Poverty

White	4.2% (3,584)
African American	8.8% (247)
Hispanic/Latino	10.2% (1,471)

New York State Community Action Association - www.nyscommunityaction.org



Queens County

NYC Department of Youth & Community Development

123 William St. 17th Fl., New York, NY 10038

646-343-6450

www.nyc.gov/html/dycd



12.2%

Queens County Poverty Rate

County Population:

2,287,388

Population for whom poverty status is determined:

Overall

2,259,939

Population Under 18

453,207

Population 25 & Over

1,631,438

Population over 65

340,052

Living In Poverty

Individuals

12.2% (276,447)

Children (Under 18)

15.9% (72,182)

Adults 25+

10.8% (176,577)

Senior Citizens 65+

13.8% (46,999)

Education & Poverty

Education Attainment for Adults 25+ (1,631,438)



Total Population

No Degree	17.8%
High School	27.4%
Associate	22.4%
Bachelors +	32.3%

Living in Poverty

No Degree	19.4%
High School	12.4%
Associate	9.3%
Bachelors +	5.8%

Employment & Poverty

Living Wage for 1 Adult, 1 Child	\$38.35
Hourly Wage for FMR, 2BR Apt	\$37.52
Median Income	\$41,595
Median Income w/ HS Diploma	\$31,762
Male Median Earnings	\$35,984
Female Median Earnings	\$26,746



Health & Poverty



No Health Insurance

Employed **13.1%**

Unemployed **18.9%**

Free/Reduced Lunch Program **56%**

Gender & Poverty

Male	11.0% (120,244)
Female	13.4% (156,203)

Of those families with
Female Heads of Household
and Children Present

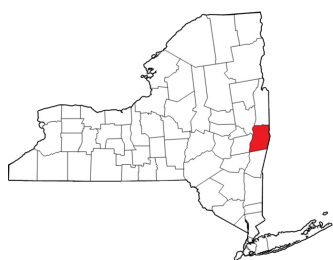
25.9%

Live in Poverty

Race & Poverty

White	10.5% (90,808)
African American	11.0% (45,023)
Hispanic/Latino	14.8% (93,603)

New York State Community Action Association - www.nyscommunityaction.org



11.7%

Rensselaer County Poverty Rate

County Population:
159,185

*Population for whom poverty
status is determined:*

Overall
153,415

Population Under 18
30,474

Population 25 & Over
110,259

Population over 65
25,281

Living In Poverty

Individuals
11.7% (17,963)

Children (Under 18)
18.1% (5,505)

Adults 25+
8.6% (9,425)

Senior Citizens 65+
5.8% (1,470)

Rensselaer County

CEO

2231 Fifth Avenue, Troy, NY 12180-2221

518-272-6012

www.ceoempowers.org



Education & Poverty

Education Attainment for Adults 25+ (110,259)



Total Population

No Degree	7.9%
High School	28.6%
Associate	31.1%
Bachelors +	32.3%

Living in Poverty

No Degree	26.1%
High School	10.7%
Associate	7.4%
Bachelors +	3.5%

Employment & Poverty

Living Wage for 1 Adult, 1 Child	\$31.42
Hourly Wage for FMR, 2BR Apt	\$20.27
Median Income	\$47,205
Median Income w/ HS Diploma	\$36,384
Male Median Earnings	\$42,115
Female Median Earnings	\$30,613



Health & Poverty



No Health Insurance	
Employed	4.9%
Unemployed	19.6%
Free/Reduced Lunch Program	55%

Gender & Poverty

Male	10.5% (7,947)
Female	12.9% (10,016)

Of those families with
Female Heads of Household
and Children Present

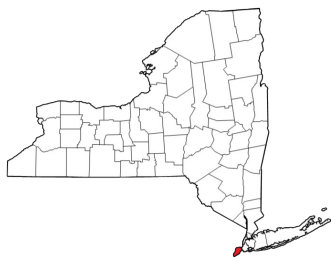
36.2%

Live in Poverty

Race & Poverty

White	9.5% (12,631)
African American	28.1% (2,771)
Hispanic/Latino	30.1% (2,256)

New York State Community Action Association - www.nyscommunityaction.org



11.7%

Richmond County Poverty Rate

County Population:
474,893

Population for whom poverty status is determined:

Overall
468,810

Population Under 18
102,681

Population 25 & Over
327,148

Population over 65
73,154

Living In Poverty

Individuals
11.7% (54,621)

Children (Under 18)
15.3% (15,700)

Adults 25+
10.3% (33,699)

Senior Citizens 65+
11.1% (8,140)

Richmond County

NYC Department of Youth & Community Development

123 William St. 17th Fl., New York, NY 10038

646-343-6450

www.nyc.gov/html/dycd



Education & Poverty

Education Attainment for Adults 25+ (327,148)



Total Population

No Degree	11.0%
High School	30.2%
Associate	24.7%
Bachelors +	34.1%

Living in Poverty

No Degree	27.8%
High School	12.0%
Associate	8.7%
Bachelors +	4.3%

Employment & Poverty

Living Wage for 1 Adult, 1 Child	\$38.35
Hourly Wage for FMR, 2BR Apt	\$37.52
Median Income	\$53,576
Median Income w/ HS Diploma	\$41,285
Male Median Earnings	\$51,869
Female Median Earnings	\$30,798



Health & Poverty



No Health Insurance	
Employed	5.1%
Unemployed	10.9%
Free/Reduced Lunch Program	Data not available

Gender & Poverty

Male	10.6% (24,046)
Female	12.7% (30,575)

Of those families with
Female Heads of Household
and Children Present

33.8%

Live in Poverty

Race & Poverty

White	8.7% (30,129)
African American	26.3% (12,577)
Hispanic/Latino	20.9% (18,113)

New York State Community Action Association - www.nyscommunityaction.org



13.9%

Rockland County Poverty Rate

County Population:
324,422

*Population for whom poverty
status is determined:*

Overall
320,132

Population Under 18
90,135

Population 25 & Over
201,907

Population over 65
49,321

Living In Poverty

Individuals
13.9% (44,404)

Children (Under 18)
24.1% (21,699)

Adults 25+
9.3% (18,772)

Senior Citizens 65+
6.5% (3,200)

Rockland County

Westchester Community Opportunity Program, Inc. (WestCOP)

94 N. Main Street, Spring Valley, NY 10977

845-553-9118

www.westcop.org



Education & Poverty

Education Attainment for Adults 25+ (201,907)



Total Population

No Degree	11.6%
High School	22.4%
Associate	24.6%
Bachelors +	41.3%

Living in Poverty

No Degree	22.6%
High School	14.6%
Associate	8.2%
Bachelors +	3.4%

Employment & Poverty

Living Wage for 1 Adult, 1 Child	\$41.52
Hourly Wage for FMR, 2BR Apt	\$37.52
Median Income	\$51,274
Median Income w/ HS Diploma	\$37,152
Male Median Earnings	\$42,875
Female Median Earnings	\$27,310



Health & Poverty



No Health Insurance	
Employed	7.9%
Unemployed	19.2%
Free/Reduced Lunch Program	65%

Gender & Poverty

Male	13.7% (21,543)
Female	14.0% (22,861)

Of those families with
Female Heads of Household
and Children Present

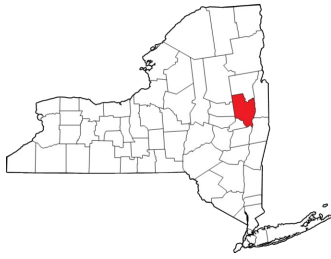
23.3%

Live in Poverty

Race & Poverty

White	14.8% (33,654)
African American	9.7% (3,765)
Hispanic/Latino	17.6% (9,884)

New York State Community Action Association - www.nyscommunityaction.org



Saratoga County

LifeWorks Community Action

39 Bath Street, Ballston Spa, NY 12020

518-288-3206

www.lifeworksaction.org



Help Starts Here.

5.8%

Saratoga County Poverty Rate

County Population:

228,502

*Population for whom poverty
status is determined:*

Overall

224,972

Population Under 18

46,176

Population 25 & Over

161,857

Population over 65

39,376

Living In Poverty

Individuals

5.8% (13,148)

Children (Under 18)

6.7% (3,094)

Adults 25+

5.3% (8,541)

Senior Citizens 65+

4.7% (1,853)

Education & Poverty

Education Attainment for Adults 25+ (161,857)



Total Population

No Degree	5.9%
High School	24.7%
Associate	27.9%
Bachelors +	41.6%

Living in Poverty

No Degree	17.8%
High School	8.1%
Associate	4.6%
Bachelors +	2.3%

Employment & Poverty

Living Wage for 1 Adult, 1 Child	\$32.29
Hourly Wage for FMR, 2BR Apt	\$20.27
Median Income	\$51,908
Median Income w/ HS Diploma	\$36,383
Male Median Earnings	\$42,463
Female Median Earnings	\$30,354



Health & Poverty



No Health Insurance

Employed **4.4%**

Unemployed **8.2%**

Free/Reduced Lunch Program **25%**

Gender & Poverty

Male	4.7% (5,186)
Female	7.0% (7,962)

Of those families with
Female Heads of Household
and Children Present

20.0%

Live in Poverty

Race & Poverty

White	5.6% (11,661)
African American	23.0% (861)
Hispanic/Latino	8.3% (589)

New York State Community Action Association - www.nyscommunityaction.org



Schenectady County

Schenectady Community Action Program, Inc.

913 Albany Street, Schenectady, NY 12307

518-374-9181

www.scapny.org



11.5%

Schenectady County Poverty Rate

County Population:

154,859

Population for whom poverty status is determined:

Overall

150,847

Population Under 18

33,133

Population 25 & Over

105,274

Population over 65

24,932

Living In Poverty

Individuals

11.5% (17,271)

Children (Under 18)

16.9% (5,594)

Adults 25+

9.4% (9,901)

Senior Citizens 65+

7.6% (1,888)

Education & Poverty

Education Attainment for Adults 25+ (105,274)



Total Population

No Degree	9.1%
High School	29.3%
Associate	29.2%
Bachelors +	32.4%

Living in Poverty

No Degree	23.1%
High School	11.8%
Associate	9.3%
Bachelors +	3.5%

Employment & Poverty

Living Wage for 1 Adult, 1 Child	\$31.42
Hourly Wage for FMR, 2BR Apt	\$20.27
Median Income	\$41,992
Median Income w/ HS Diploma	\$31,126
Male Median Earnings	\$34,770
Female Median Earnings	\$27,279



Health & Poverty



No Health Insurance	
Employed	5.1%
Unemployed	23.0%
Free/Reduced Lunch Program	63%

Gender & Poverty

Male	9.9% (7,280)
Female	12.9% (9,991)

Of those families with
Female Heads of Household
and Children Present

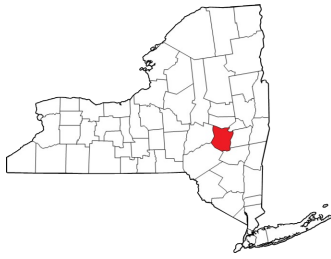
32.3%

Live in Poverty

Race & Poverty

White	8.0% (9,168)
African American	28.1% (4,269)
Hispanic/Latino	28.4% (3,048)

New York State Community Action Association - www.nyscommunityaction.org



12.1%

Schoharie County Poverty Rate

County Population:
31,222

Population for whom poverty status is determined:

Overall
29,842

Population Under 18
5,382

Population 25 & Over
22,220

Population over 65
6,548

Living In Poverty

Individuals
12.1% (3,612)

Children (Under 18)
16.7% (897)

Adults 25+
10.4% (2,305)

Senior Citizens 65+
7.4% (486)

Schoharie County

Schoharie County Community Action Program, Inc.

795 East Main St., Suite 5, Cobleskill, NY 12043

518-234-2568

www.sccapinc.org



Education & Poverty

Education Attainment for Adults 25+ (22,220)



Total Population


No Degree	10.3%
High School	35.7%
Associate	31.5%
Bachelors +	22.5%

Living in Poverty

No Degree	24.1%
High School	11.0%
Associate	9.8%
Bachelors +	3.9%

Employment & Poverty

Living Wage for 1 Adult, 1 Child	\$30.47
Hourly Wage for FMR, 2BR Apt	\$20.27
Median Income	\$39,275
Median Income w/ HS Diploma	\$35,981
Male Median Earnings	\$41,854
Female Median Earnings	\$26,707



Health & Poverty



No Health Insurance	
Employed	5.1%
Unemployed	13.3%
Free/Reduced Lunch Program	53%

Gender & Poverty

Male	10.9% (1,603)
Female	13.3% (2,009)

Of those families with
Female Heads of Household
and Children Present

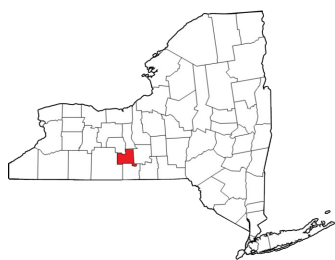
29.0%

Live in Poverty

Race & Poverty

White	11.7% (3,371)
African American	30.2% (68)
Hispanic/Latino	12.1% (100)

New York State Community Action Association - www.nyscommunityaction.org



Schuyler County

Economic Opportunity Program, Inc. of Chemung and Schuyler Counties

650 Baldwin Street, Elmira, NY 14901

607-734-6174

www.cseop.org



15.4%

Schuyler County Poverty Rate

County Population:

17,920

*Population for whom poverty
status is determined:*

Overall

17,648

Population Under 18

3,319

Population 25 & Over

13,122

Population over 65

3,653

Living In Poverty

Individuals

15.4% (2,717)

Children (Under 18)

21.7% (720)

Adults 25+

13.6% (1,786)

Senior Citizens 65+

7.2% (263)

Education & Poverty

Education Attainment for Adults 25+ (13,122)



Total Population

No Degree	9.5%
High School	33.4%
Associate	33.4%
Bachelors +	23.7%

Living in Poverty

No Degree	25.1%
High School	20.1%
Associate	10.5%
Bachelors +	4.3%

Employment & Poverty

Living Wage for 1 Adult, 1 Child	\$28.18
Hourly Wage for FMR, 2BR Apt	\$14.19
Median Income	\$36,071
Median Income w/ HS Diploma	\$30,944
Male Median Earnings	\$38,906
Female Median Earnings	\$21,875



Health & Poverty



No Health Insurance	
Employed	7.0%
Unemployed	18.4%
Free/Reduced Lunch Program	64%

Gender & Poverty

Male	13.5% (1,184)
Female	17.3% (1,533)

Of those families with
Female Heads of Household
and Children Present

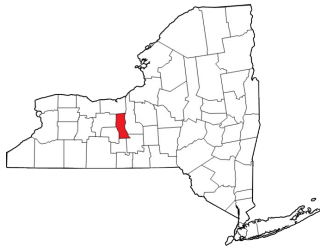
36.3%

Live in Poverty

Race & Poverty

White	15.3% (2,615)
African American	19.7% (30)
Hispanic/Latino	47.4% (148)

New York State Community Action Association - www.nyscommunityaction.org



12.2%

Seneca County Poverty Rate

County Population:
34,390

Population for whom poverty
status is determined:

Overall
31,431

Population Under 18
6,677

Population 25 & Over
22,365

Population over 65
6,141

Living In Poverty

Individuals
12.2% (3,825)

Children (Under 18)
14.3% (957)

Adults 25+
10.5% (2,358)

Senior Citizens 65+
8.2% (505)

Seneca County Community Action Programs Cayuga/Seneca (CAP)

89 York Street, Suite 1, Auburn, NY 13021

315-255-1703

www.caphelps.org



Education & Poverty

Education Attainment for Adults 25+ (22,365)



Total Population

No Degree	11.7%
High School	35.1%
Associate	30.4%
Bachelors +	22.9%

Living in Poverty

No Degree	23.9%
High School	14.5%
Associate	6.3%
Bachelors +	3.3%

Employment & Poverty

Living Wage for 1 Adult, 1 Child	\$28.84
Hourly Wage for FMR, 2BR Apt	\$15.92
Median Income	\$37,421
Median Income w/ HS Diploma	\$30,721
Male Median Earnings	\$40,393
Female Median Earnings	\$21,798



Health & Poverty



No Health Insurance	
Employed	8.4%
Unemployed	13.4%
Free/Reduced Lunch Program	56%

Gender & Poverty

Male	11.1% (1,718)
Female	13.2% (2,107)

Of those families with
Female Heads of Household
and Children Present

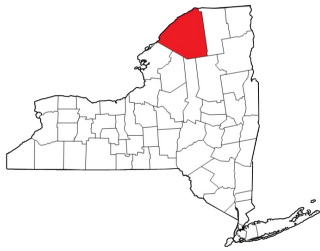
36.8%

Live in Poverty

Race & Poverty

White	11.0% (3,298)
African American	41.7% (181)
Hispanic/Latino	19.0% (151)

New York State Community Action Association - www.nyscommunityaction.org



St. Lawrence County

St. Lawrence County Community Development Program, Inc.

One Commerce Lane, Canton, NY 13617
315-386-1102
www.slccdp.com



17.9%

St. Lawrence County Poverty Rate

County Population:
108,913

Population for whom poverty status is determined:

Overall
96,981

Population Under 18
21,389

Population 25 & Over
68,339

Population over 65
17,545

Living In Poverty

Individuals
17.9% (17,328)

Children (Under 18)
26.4% (5,646)

Adults 25+
13.7% (9,378)

Senior Citizens 65+
8.5% (1,498)

Education & Poverty

Education Attainment for Adults 25+ (68,339)



Total Population

No Degree	10.2%
High School	36.7%
Associate	28.4%
Bachelors +	24.8%

Living in Poverty

No Degree	34.0%
High School	16.0%
Associate	10.6%
Bachelors +	5.5%

Employment & Poverty

Living Wage for 1 Adult, 1 Child	\$28.85
Hourly Wage for FMR, 2BR Apt	\$15.96
Median Income	\$36,847
Median Income w/ HS Diploma	\$28,332
Male Median Earnings	\$33,107
Female Median Earnings	\$21,865



Health & Poverty



No Health Insurance	
Employed	6.2%
Unemployed	13.1%
Free/Reduced Lunch Program	55%

Gender & Poverty

Male	17.7% (8,512)
Female	18.1% (8,816)

Of those families with
Female Heads of Household
and Children Present

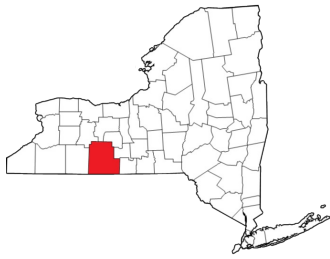
37.4%

Live in Poverty

Race & Poverty

White	17.3% (16,070)
African American	31.2% (177)
Hispanic/Latino	31.2% (357)

New York State Community Action Association - www.nyscommunityaction.org



Steuben County

Pro Action of Steuben and Yates, Inc.

117 E Steuben Street, Bath, NY 14810

607-776-2125

www.proactioninc.org



13.7%

Steuben County Poverty Rate

County Population:

96,422

*Population for whom poverty
status is determined:*

Overall

94,727

Population Under 18

20,273

Population 25 & Over

67,139

Population over 65

17,518

Living In Poverty

Individuals

13.7% (12,971)

Children (Under 18)

19.7% (3,996)

Adults 25+

11.3% (7,601)

Senior Citizens 65+

7.6% (1,331)

Education & Poverty

Education Attainment for Adults 25+ (67,139)



Total Population

No Degree	9.3%
High School	36.6%
Associate	30.4%
Bachelors +	23.8%

Living in Poverty

No Degree	25.2%
High School	13.8%
Associate	10.3%
Bachelors +	3.4%

Employment & Poverty

Living Wage for 1 Adult, 1 Child	\$28.34
Hourly Wage for FMR, 2BR Apt	\$14.62
Median Income	\$36,838
Median Income w/ HS Diploma	\$30,551
Male Median Earnings	\$35,567
Female Median Earnings	\$23,428



Health & Poverty



No Health Insurance

Employed **6.4%**

Unemployed **15.2%**

Free/Reduced Lunch Program **61%**

Gender & Poverty

Male	12.9% (6,093)
Female	14.5% (6,878)

Of those families with
Female Heads of Household
and Children Present

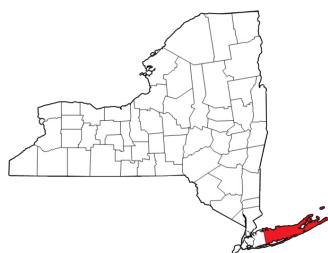
34.0%

Live in Poverty

Race & Poverty

White	13.4% (12,017)
African American	27.0% (399)
Hispanic/Latino	29.2% (442)

New York State Community Action Association - www.nyscommunityaction.org



6.9%

Suffolk County Poverty Rate

County Population:
1,483,832

*Population for whom poverty
status is determined:*

Overall
1,456,653

Population Under 18
311,523

Population 25 & Over
1,020,374

Population over 65
238,323

Living In Poverty

Individuals
6.9% (100,133)

Children (Under 18)
9.1% (28,414)

Adults 25+
6.1% (62,165)

Senior Citizens 65+
5.8% (13,822)

Suffolk County

EOC of Suffolk

31 West Main St., Ste 300, Patchogue, NY 11772

631-289-2124

www.eoc-suffolk.com



Education & Poverty

Education Attainment for Adults 25+ (1,020,374)



Total Population

No Degree	9.3%
High School	27.2%
Associate	27.0%
Bachelors +	36.6%

Living in Poverty

No Degree	16.7%
High School	8.0%
Associate	4.9%
Bachelors +	2.9%

Employment & Poverty

Living Wage for 1 Adult, 1 Child	\$41.82
Hourly Wage for FMR, 2BR Apt	\$38.31
Median Income	\$53,210
Median Income w/ HS Diploma	\$41,742
Male Median Earnings	\$51,108
Female Median Earnings	\$31,552



Health & Poverty



No Health Insurance	
Employed	6.2%
Unemployed	15.0%
Free/Reduced Lunch Program	44%

Gender & Poverty

Male	6.1% (43,456)
Female	7.7% (56,677)

Of those families with
Female Heads of Household
and Children Present

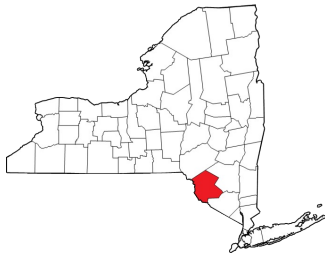
20.9%

Live in Poverty

Race & Poverty

White	5.9% (69,538)
African American	11.2% (12,528)
Hispanic/Latino	12.7% (35,688)

New York State Community Action Association - www.nyscommunityaction.org



Sullivan County

Ulster County Community Action, Inc.

70 Lindsley Avenue, Kingston, NY 12401

845-338-8750

www.uccac.org



15.2%

Sullivan County Poverty Rate

County Population:

75,116

Population for whom poverty status is determined:

Overall

72,592

Population Under 18

15,746

Population 25 & Over

51,310

Population over 65

13,547

Living In Poverty

Individuals

15.2% (10,999)

Children (Under 18)

23.8% (3,745)

Adults 25+

12.4% (6,381)

Senior Citizens 65+

10.4% (1,403)

Education & Poverty

Education Attainment for Adults 25+ (51,310)



Total Population

No Degree	12.7%
High School	33.5%
Associate	28.4%
Bachelors +	25.4%

Living in Poverty

No Degree	27.2%
High School	14.0%
Associate	10.4%
Bachelors +	5.2%

Employment & Poverty

Living Wage for 1 Adult, 1 Child	\$30.08
Hourly Wage for FMR, 2BR Apt	\$19.23
Median Income	\$38,922
Median Income w/ HS Diploma	\$31,558
Male Median Earnings	\$40,468
Female Median Earnings	\$22,554



Health & Poverty



No Health Insurance

Employed **9.5%**

Unemployed **11.3%**

Free/Reduced Lunch Program **80%**

Gender & Poverty

Male	13.3% (4,879)
Female	17.0% (6,120)

Of those families with
Female Heads of Household
and Children Present

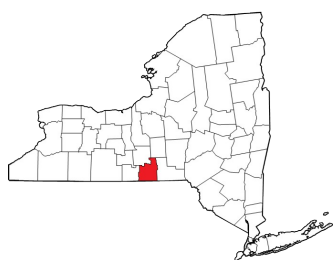
40.4%

Live in Poverty

Race & Poverty

White	13.0% (7,668)
African American	25.9% (1,304)
Hispanic/Latino	21.8% (2,486)

New York State Community Action Association - www.nyscommunityaction.org



Tioga County

Tioga Opportunities, Inc.

9 Sheldon Guile Blvd., Owego, NY 13827

607-687-4222

www.tiogaopp.org



10.2%

Tioga County Poverty Rate

County Population:

48,686

*Population for whom poverty
status is determined:*

Overall

48,253

Population Under 18

10,191

Population 25 & Over

34,354

Population over 65

9,378

Living In Poverty

Individuals

10.2% (4,899)

Children (Under 18)

12.6% (1,282)

Adults 25+


8.6% (2,958)

Senior Citizens 65+

8.3% (780)

Education & Poverty

Education Attainment for Adults 25+ (34,354)



Total Population

No Degree	8.6%
High School	35.8%
Associate	29.4%
Bachelors +	26.2%

Living in Poverty

No Degree	26.5%
High School	10.1%
Associate	6.4%
Bachelors +	3.3%

Employment & Poverty

Living Wage for 1 Adult, 1 Child **\$28.78**


Hourly Wage for FMR, 2BR Apt **\$15.77**

Median Income **\$40,903**

Median Income w/ HS Diploma **\$32,823**

Male Median Earnings **\$39,060**

Female Median Earnings **\$26,825**



Health & Poverty



No Health Insurance

Employed **6.0%**

Unemployed **21.9%**

Free/Reduced Lunch Program **59%**

Gender & Poverty

Male **8.7% (2,073)**

Female **11.6% (2,826)**

Of those families with
Female Heads of Household
and Children Present

26.9%

Live in Poverty

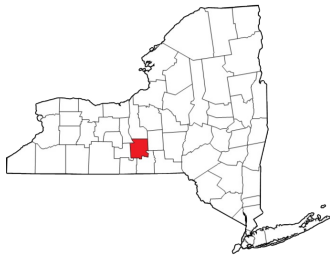
Race & Poverty

White **9.6% (4,460)**

African American **50.2% (149)**

Hispanic/Latino **24.7% (214)**

New York State Community Action Association - www.nyscommunityaction.org



18.9%

Tompkins County Poverty Rate

County Population:
102,642

Population for whom poverty status is determined:

Overall
89,120

Population Under 18
14,487

Population 25 & Over
59,205

Population over 65
13,922

Living In Poverty

Individuals
18.9% (16,838)

Children (Under 18)
13.9% (2,010)

Adults 25+
9.7% (5,742)

Senior Citizens 65+
5.6% (776)

Tompkins County

Tompkins Community Action, Inc.

701 Spencer Road, Ithaca, NY 14850

607-273-8816

www.tcaction.org



Education & Poverty

Education Attainment for Adults 25+ (59,205)



Total Population

No Degree	5.5%
High School	18.6%
Associate	22.0%
Bachelors +	53.9%

Living in Poverty

No Degree	24.8%
High School	16.2%
Associate	10.6%
Bachelors +	5.6%

Employment & Poverty

Living Wage for 1 Adult, 1 Child	\$32.28
Hourly Wage for FMR, 2BR Apt	\$22.54
Median Income	\$41,957
Median Income w/ HS Diploma	\$30,472
Male Median Earnings	\$35,487
Female Median Earnings	\$22,006



Health & Poverty



No Health Insurance

Employed **4.1%**

Unemployed **12.2%**

Free/Reduced Lunch Program **43%**

Gender & Poverty

Male	17.5% (7,684)
Female	20.3% (9,154)

Of those families with
Female Heads of Household
and Children Present

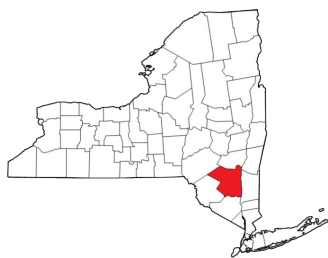
33.1%

Live in Poverty

Race & Poverty

White	15.1% (10,935)
African American	40.7% (1,042)
Hispanic/Latino	29.9% (1,184)

New York State Community Action Association - www.nyscommunityaction.org



Ulster County

Ulster County Community Action, Inc.

70 Lindsley Avenue, Kingston, NY 12401

845-338-8750

www.uccac.org



13.8%

Ulster County Poverty Rate

County Population:

178,665

Population for whom poverty status is determined:

Overall

170,910

Population Under 18

31,027

Population 25 & Over

126,264

Population over 65

33,556

Living In Poverty

Individuals

13.8% (23,571)

Children (Under 18)

17.2% (5,333)

Adults 25+

11.9% (15,073)

Senior Citizens 65+

9.5% (3,183)

Education & Poverty

Education Attainment for Adults 25+ (126,264)



Total Population

No Degree	8.9%
High School	29.2%
Associate	28.7%
Bachelors +	33.3%

Living in Poverty

No Degree	25.2%
High School	15.3%
Associate	11.4%
Bachelors +	5.9%

Employment & Poverty

Living Wage for 1 Adult, 1 Child	\$33.46
Hourly Wage for FMR, 2BR Apt	\$23.37
Median Income	\$40,830
Median Income w/ HS Diploma	\$32,616
Male Median Earnings	\$40,005
Female Median Earnings	\$26,925



Health & Poverty



No Health Insurance	
Employed	7.4%
Unemployed	18.8%
Free/Reduced Lunch Program	51%

Gender & Poverty

Male	12.4% (10,348)
Female	15.2% (13,223)

Of those families with
Female Heads of Household
and Children Present

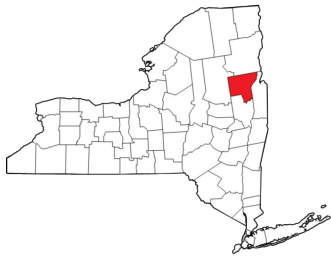
31.6%

Live in Poverty

Race & Poverty

White	11.8% (17,294)
African American	31.5% (2,787)
Hispanic/Latino	28.0% (4,523)

New York State Community Action Association - www.nyscommunityaction.org



Warren County

Warren/Hamilton Counties Community Action Agency

190 Maple Street, Glens Falls, NY 12801

518-793-0638

www.wahacaa.org



9.5%

Warren County Poverty Rate

County Population:

64,276

Population for whom poverty status is determined:

Overall

63,306

Population Under 18

11,424

Population 25 & Over

47,326

Population over 65

13,523

Living In Poverty

Individuals

9.5% (5,997)

Children (Under 18)

11.0% (1,253)

Adults 25+

8.8% (4,142)

Senior Citizens 65+

6.7% (899)

Education & Poverty

Education Attainment for Adults 25+ (47,326)



Total Population

No Degree	7.9%
High School	30.5%
Associate	30.1%
Bachelors +	31.5%

Living in Poverty

No Degree	20.7%
High School	12.2%
Associate	8.5%
Bachelors +	2.7%

Employment & Poverty

Living Wage for 1 Adult, 1 Child	\$30.71
Hourly Wage for FMR, 2BR Apt	\$18.38
Median Income	\$40,659
Median Income w/ HS Diploma	\$31,930
Male Median Earnings	\$36,809
Female Median Earnings	\$28,506



Health & Poverty



No Health Insurance	
Employed	5.7%
Unemployed	13.5%
Free/Reduced Lunch Program	46%

Gender & Poverty

Male	8.5% (2,658)
Female	10.4% (3,339)

Of those families with
Female Heads of Household
and Children Present

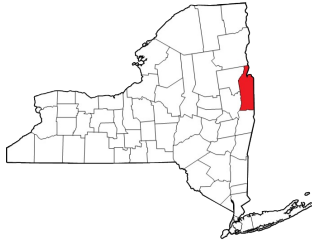
21.2%

Live in Poverty

Race & Poverty

White	8.9% (5,397)
African American	11.6% (89)
Hispanic/Latino	16.8% (271)

New York State Community Action Association - www.nyscommunityaction.org



11.3%

Washington County Poverty Rate

County Population:
61,616

Population for whom poverty status is determined:

Overall
58,233

Population Under 18
11,376

Population 25 & Over
42,666

Population over 65
11,242

Living In Poverty

Individuals
11.3% (6,578)

Children (Under 18)
15.3% (1,743)

Adults 25+
10.0% (4,276)

Senior Citizens 65+
8.4% (945)

Washington County

LEAP

383 Broadway, Fort Edward, NY 12828

518-746-2390

www.leapservices.org



Education & Poverty

Education Attainment for Adults 25+ (42,666)



Total Population

No Degree	11.0%
High School	38.3%
Associate	29.4%
Bachelors +	21.4%

Living in Poverty

No Degree	23.9%
High School	10.9%
Associate	8.2%
Bachelors +	3.8%

Employment & Poverty

Living Wage for 1 Adult, 1 Child	\$29.76
Hourly Wage for FMR, 2BR Apt	\$18.38
Median Income	\$36,380
Median Income w/ HS Diploma	\$31,830
Male Median Earnings	\$37,429
Female Median Earnings	\$24,016



Health & Poverty



No Health Insurance

Employed	6.6%
Unemployed	19.4%

Free/Reduced Lunch Program **58%**

Gender & Poverty

Male	10.2% (2,952)
Female	12.4% (3,626)

Of those families with
Female Heads of Household
and Children Present

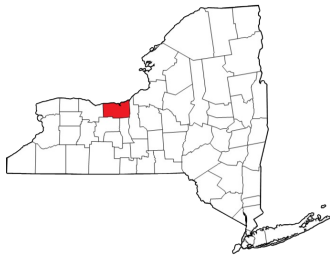
32.1%

Live in Poverty

Race & Poverty

White	11.1% (6,226)
African American	11.8% (56)
Hispanic/Latino	22.6% (211)

New York State Community Action Association - www.nyscommunityaction.org



11.6%

Wayne County Poverty Rate

County Population:
90,519

*Population for whom poverty
status is determined:*

Overall
89,283

Population Under 18
18,985

Population 25 & Over
63,237

Population over 65
16,155

Living In Poverty

Individuals
11.6% (10,371)

Children (Under 18)
17.3% (3,278)

Adults 25+
9.3% (5,875)

Senior Citizens 65+
9.1% (1,462)

Wayne County

Wayne County Action Program, Inc.

51 Broad Street, Lyons, NY 14489

315-333-4155

www.waynecap.org



Education & Poverty

Education Attainment for Adults 25+ (63,237)



Total Population

No Degree	10.7%
High School	33.5%
Associate	33.1%
Bachelors +	22.8%

Living in Poverty

No Degree	20.8%
High School	10.6%
Associate	8.5%
Bachelors +	3.0%

Employment & Poverty

Living Wage for 1 Adult, 1 Child	\$29.88
Hourly Wage for FMR, 2BR Apt	\$18.69
Median Income	\$37,654
Median Income w/ HS Diploma	\$31,397
Male Median Earnings	\$38,315
Female Median Earnings	\$24,634



Health & Poverty



No Health Insurance	
Employed	4.8%
Unemployed	17.8%
Free/Reduced Lunch Program	57%

Gender & Poverty

Male	10.1% (4,477)
Female	13.1% (5,894)

Of those families with
Female Heads of Household
and Children Present

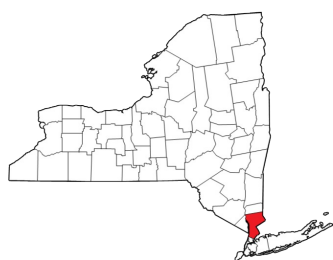
34.1%

Live in Poverty

Race & Poverty

White	10.6% (8,780)
African American	35.5% (829)
Hispanic/Latino	19.9% (774)

New York State Community Action Association - www.nyscommunityaction.org



8.8%

Westchester County Poverty Rate

County Population:
968,890

Population for whom poverty
status is determined:

Overall
945,745

Population Under 18
211,189

Population 25 & Over
658,218

Population over 65
156,938

Living In Poverty

Individuals
8.8% (83,603)

Children (Under 18)
10.4% (22,051)

Adults 25+
7.9% (52,058)

Senior Citizens 65+
8.2% (12,928)

Westchester County

**Westchester Community
Opportunity Program, Inc.
(WestCOP)**

2 Westchester Plaza, Elmsford, NY 10523
914-592-5600

www.westcop.org

**Yonkers Community Action
Program, Inc. (YCAP)**

20 S Broadway, Suite 420, Yonkers, NY
10701

914-423-5905

www.yonkerscap.org

Education & Poverty

Education Attainment for Adults 25+ (658,218)



Total Population

No Degree	11.7%
High School	18.9%
Associate	19.9%
Bachelors +	49.5%

Living in Poverty

No Degree	21.5%
High School	12.1%
Associate	7.4%
Bachelors +	3.3%

Employment & Poverty

Living Wage for 1 Adult, 1 Child	\$41.69
Hourly Wage for FMR, 2BR Apt	\$37.98
Median Income	\$56,826
Median Income w/ HS Diploma	\$34,226
Male Median Earnings	\$41,166
Female Median Earnings	\$26,414



Health & Poverty



No Health Insurance	
Employed	8.5%
Unemployed	16.1%
Free/Reduced Lunch Program	52%

Gender & Poverty

Male	7.7% (35,435)
Female	9.9% (48,168)

Of those families with
Female Heads of Household
and Children Present

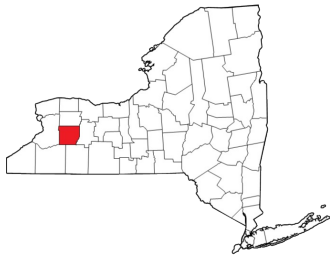
24.4%

Live in Poverty

Race & Poverty

White	6.1% (37,428)
African American	14.9% (20,474)
Hispanic/Latino	15.3% (35,678)

New York State Community Action Association - www.nyscommunityaction.org



Wyoming County

Community Action for Wyoming County

6470 Route 20A, Suite 1, Perry, NY 14530
585-237-2600
www.wccainc.org



10.5%

Wyoming County Poverty Rate

County Population:
40,305

Population for whom poverty status is determined:

Overall
37,552

Population Under 18
7,714

Population 25 & Over
26,947

Population over 65
6,895

Living In Poverty

Individuals
10.5% (3,933)

Children (Under 18)
13.3% (1,026)

Adults 25+
8.8% (2,366)

Senior Citizens 65+
5.7% (393)

Education & Poverty

Education Attainment for Adults 25+ (26,947)



Total Population

No Degree	8.3%
High School	39.8%
Associate	33.0%
Bachelors +	18.9%

Living in Poverty

No Degree	19.3%
High School	10.4%
Associate	7.3%
Bachelors +	3.4%

Employment & Poverty

Living Wage for 1 Adult, 1 Child	\$28.18
Hourly Wage for FMR, 2BR Apt	\$14.19
Median Income	\$38,232
Median Income w/ HS Diploma	\$33,031
Male Median Earnings	\$41,070
Female Median Earnings	\$25,011



Health & Poverty



No Health Insurance	
Employed	5.5%
Unemployed	15.1%
Free/Reduced Lunch Program	42%

Gender & Poverty

Male	9.5% (1,805)
Female	11.5% (2,128)

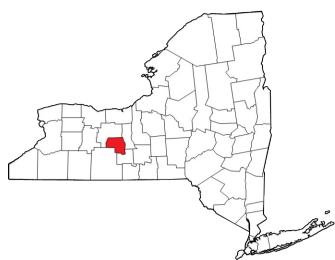
Of those families with
Female Heads of Household
and Children Present

33.8%
Live in Poverty

Race & Poverty

White	9.9% (3,522)
African American	36.3% (132)
Hispanic/Latino	33.4% (258)

New York State Community Action Association - www.nyscommunityaction.org



11.9%

Yates County Poverty Rate

County Population:
25,011

*Population for whom poverty
status is determined:*

Overall
23,828

Population Under 18
5,437

Population 25 & Over
16,421

Population over 65
4,860

Living In Poverty

Individuals
11.9% (2,837)

Children (Under 18)
18.3% (993)

Adults 25+
9.6% (1,570)

Senior Citizens 65+
9.2% (448)

Yates County

Pro Action of Steuben and Yates, Inc.

117 E Steuben Street, Bath, NY 14810

607-776-2125

www.proactioninc.org



Education & Poverty

Education Attainment for Adults 25+ (16,421)



Total Population

No Degree	13.4%
High School	32.6%
Associate	28.7%
Bachelors +	25.3%

Living in Poverty

No Degree	17.1%
High School	11.3%
Associate	8.5%
Bachelors +	4.6%

Employment & Poverty

Living Wage for 1 Adult, 1 Child	\$28.45
Hourly Wage for FMR, 2BR Apt	\$14.90
Median Income	\$35,210
Median Income w/ HS Diploma	\$30,286
Male Median Earnings	\$36,414
Female Median Earnings	\$22,734



Health & Poverty



No Health Insurance	
Employed	14.8%
Unemployed	10.7%
Free/Reduced Lunch Program	77%

Gender & Poverty

Male	11.5% (1,318)
Female	12.3% (1,519)

Of those families with
Female Heads of Household
and Children Present

43.4%

Live in Poverty

Race & Poverty

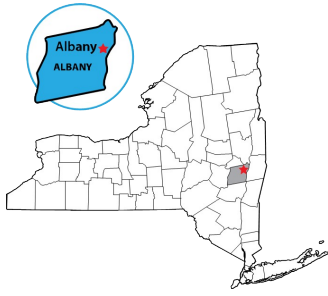
White	11.6% (2,687)
African American	34.6% (62)
Hispanic/Latino	14.4% (71)

New York State Community Action Association - www.nyscommunityaction.org

City Profiles



New York State Community Action Association
Helping People. Changing Lives.



22.9%

City of Albany Poverty Rate

City Population:
97,478

*Population for whom poverty
status is determined:*

Overall
88,229

Population Under 18
16,675

Population 25 & Over
57,990

Population over 65
11,729

Living In Poverty

Individuals
22.9% (20,237)

Children (Under 18)
31.4% (5,237)

Adults 25+
15.7% (9,097)

Senior Citizens 65+
9.9% (1,164)

City of Albany

Albany Community Action Partnership

333 Sheridan Ave., Albany, NY 12206

518-463-3175

www.albanycap.org



THE POWER OF CHANGE

Education & Poverty

Education Attainment for Adults 25+ (57,990)



Total Population

No Degree	12.2%
High School	22.7%
Associate	25.2%
Bachelors +	40.0%

Living in Poverty

No Degree	37.6%
High School	21.3%
Associate	15.1%
Bachelors +	6.2%

Employment & Poverty

Median Income	\$39,504
Median Income w/ HS Diploma	\$26,871
Male Median Earnings	\$27,638
Female Median Earnings	\$25,700



Health & Poverty



No Health Insurance

Employed	6.1%
Unemployed	13.1%

Gender & Poverty

Male	22.1% (9,270)
Female	23.7% (10,967)

Of those families with
Female Heads of Household
and Children Present

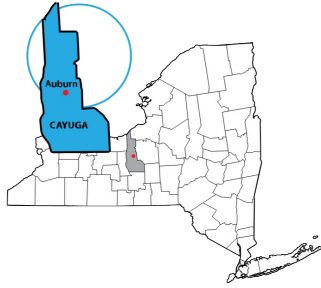
41.9%

Live in Poverty

Race & Poverty

White	15.1% (7,199)
African American	33.1% (8,750)
Hispanic/Latino	37.7% (3,182)

New York State Community Action Association - www.nyscommunityaction.org



19.0%

City of Auburn Poverty Rate

City Population:
26,601

*Population for whom poverty
status is determined:*

Overall
24,152

Population Under 18
4,776

Population 25 & Over
17,221

Population over 65
4,316

Living In Poverty

Individuals
19.0% (4,585)

Children (Under 18)
28.6% (1,368)

Adults 25+
16.1% (2,767)

Senior Citizens 65+
6.9% (296)

City of Auburn

Community Action Programs

Cayuga/Seneca (CAP)

89 York Street, Suite 1, Auburn, NY 13021

315-255-1703

www.caphelps.org



Education & Poverty

Education Attainment for Adults 25+ (17,221)



Total Population

No Degree	10.5%
High School	29.4%
Associate	37.2%
Bachelors +	22.9%

Living in Poverty

No Degree	36.0%
High School	17.1%
Associate	14.9%
Bachelors +	7.6%

Employment & Poverty

Median Income	\$36,791
Median Income w/ HS Diploma	\$28,975
Male Median Earnings	\$32,259
Female Median Earnings	\$21,037



Health & Poverty



No Health Insurance	
Employed	7.3%
Unemployed	5.6%

Gender & Poverty

Male	16.7% (1,945)
Female	21.1% (2,640)

Of those families with
Female Heads of Household
and Children Present

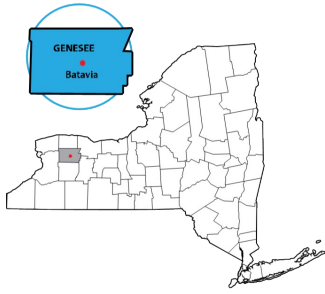
42.1%

Live in Poverty

Race & Poverty

White	17.7% (3,748)
African American	16.1% (216)
Hispanic/Latino	32.4% (258)

New York State Community Action Association - www.nyscommunityaction.org



19.0%

City of Batavia Poverty Rate

City Population:

14,578

*Population for whom poverty
status is determined:*

Overall

14,031

Population Under 18

2,965

Population 25 & Over

9,806

Population over 65

2,427

Living In Poverty

Individuals

19.0% (2,668)

Children (Under 18)

26.5% (786)

Adults 25+

16.0% (1,568)

Senior Citizens 65+

14.6% (354)

City of Batavia

Community Action of Orleans & Genesee

409 East State Street, Albion, NY 14411

585-589-5606

www.caoginc.org



Education & Poverty

Education Attainment for Adults 25+ (9,806)



Total Population

No Degree	10.8%
High School	31.2%
Associate	33.6%
Bachelors +	24.5%

Living in Poverty

No Degree	38.7%
High School	21.9%
Associate	12.5%
Bachelors +	3.3%

Employment & Poverty

Median Income	\$35,363
Median Income w/ HS Diploma	\$26,052
Male Median Earnings	\$31,631
Female Median Earnings	\$21,176



Health & Poverty



No Health Insurance

Employed	5.0%
Unemployed	2.5%

Gender & Poverty

Male	18.2% (1,248)
Female	19.8% (1,420)

Of those families with
Female Heads of Household
and Children Present

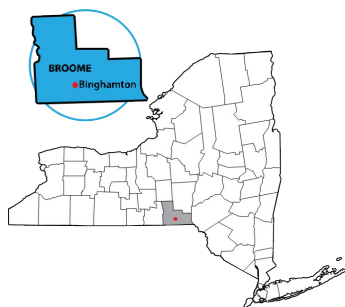
45.9%

Live in Poverty

Race & Poverty

White	15.9% (1,935)
African American	29.5% (202)
Hispanic/Latino	38.2% (242)

New York State Community Action Association - www.nyscommunityaction.org



32.6%

City of Binghamton Poverty Rate

City Population:
45,140

Population for whom poverty status is determined:

Overall
43,484

Population Under 18
8,228

Population 25 & Over
27,924

Population over 65
6,643

Living In Poverty

Individuals
32.6% (14,165)

Children (Under 18)
45.3% (3,723)

Adults 25+
23.0% (6,410)

Senior Citizens 65+
16.2% (1,076)

City of Binghamton

Greater Opportunities

5 W. State Street, Binghamton, NY 13901

607-723-6493

www.greaterops.org



Education & Poverty

Education Attainment for Adults 25+ (27,924)



Total Population

No Degree	14.2%
High School	29.3%
Associate	30.1%
Bachelors +	26.5%

Living in Poverty

No Degree	48.9%
High School	24.9%
Associate	19.1%
Bachelors +	11.3%

Employment & Poverty

Median Income	\$30,647
Median Income w/ HS Diploma	\$24,174
Male Median Earnings	\$25,601
Female Median Earnings	\$22,138



Health & Poverty



No Health Insurance

Employed	8.0%
Unemployed	15.7%

Gender & Poverty

Male	32.0% (6,763)
Female	33.1% (7,402)

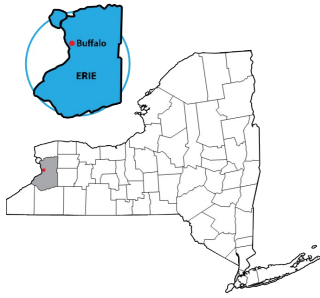
Of those families with
Female Heads of Household
and Children Present

57.0%
Live in Poverty

Race & Poverty

White	26.2% (8,352)
African American	47.8% (2,486)
Hispanic/Latino	50.7% (1,541)

New York State Community Action Association - www.nyscommunityaction.org



City of Buffalo

Community Action Organization of Western New York

45 Jewett Ave, Ste 150, Buffalo, NY 14214

716-881-5150

www.caowny.org



30.1%

City of Buffalo Poverty Rate

City Population:

256,480

Population for whom poverty status is determined:

Overall

248,036

Population Under 18

56,997

Population 25 & Over

165,463

Population over 65

30,881

Living In Poverty

Individuals

30.1% (74,552)

Children (Under 18)

46.0% (26,205)

Adults 25+

23.2% (38,351)

Senior Citizens 65+

16.3% (5,023)

Education & Poverty

Education Attainment for Adults 25+ (165,463)



Total Population

No Degree	15.3%
High School	27.7%
Associate	29.2%
Bachelors +	27.8%

Living in Poverty

No Degree	44.3%
High School	27.2%
Associate	20.8%
Bachelors +	10.1%

Employment & Poverty

Median Income	\$32,453
Median Income w/ HS Diploma	\$26,799
Male Median Earnings	\$30,535
Female Median Earnings	\$22,474



Health & Poverty



No Health Insurance

Employed	6.7%
Unemployed	13.1%

Gender & Poverty

Male	28.5% (33,625)
Female	31.5% (40,927)

Of those families with Female Heads of Household and Children Present

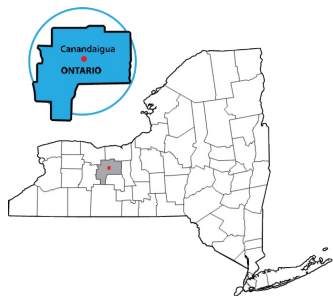
50.5%

Live in Poverty

Race & Poverty

White	20.1% (23,448)
African American	35.4% (32,171)
Hispanic/Latino	42.1% (12,788)

New York State Community Action Association - www.nyscommunityaction.org



10.7%

City of Canandaigua Poverty Rate

City Population:
10,287

Population for whom poverty status is determined:

Overall
10,198

Population Under 18
1,929

Population 25 & Over
7,235

Population over 65
2,292

Living In Poverty

Individuals
10.7% (1,092)

Children (Under 18)
17.1% (330)

Adults 25+
8.1% (587)

Senior Citizens 65+
7.6% (174)

City of Canandaigua

Action for a Better Community, Inc.

400 West Ave 3rd Fl., Rochester, NY 14611

585-325-5116

www.abcinfo.org



Education & Poverty

Education Attainment for Adults 25+ (7,235)



Total Population

No Degree	5.5%
High School	23.2%
Associate	31.3%
Bachelors +	40.0%

Living in Poverty

No Degree	27.9%
High School	11.8%
Associate	9.0%
Bachelors +	2.5%

Employment & Poverty

Median Income	\$38,988
Median Income w/ HS Diploma	\$31,307
Male Median Earnings	\$32,112
Female Median Earnings	\$29,702



Health & Poverty



No Health Insurance

Employed	5.7%
Unemployed	42.5%

Gender & Poverty

Male	10.2% (486)
Female	11.1% (606)

Of those families with
Female Heads of Household
and Children Present

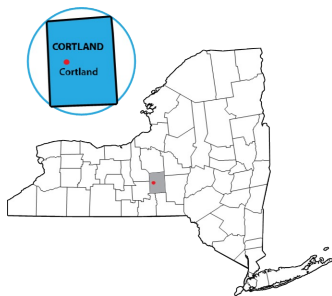
14.2%

Live in Poverty

Race & Poverty

White	10.1% (984)
African American	16.1% (20)
Hispanic/Latino	4.8% (13)

New York State Community Action Association - www.nyscommunityaction.org



City of Cortland

CAPCO Cortland County Community Action Program, Inc.

32 N. Main Street, Cortland, NY 13045

607-753-6781

www.capco.org



27.0%

City of Cortland Poverty Rate

City Population:

18,739

Population for whom poverty status is determined:

Overall

15,698

Population Under 18

2,750

Population 25 & Over

9,599

Population over 65

2,140

Living In Poverty

Individuals

27.0% (4,241)

Children (Under 18)

24.3% (667)

Adults 25+

16.9% (1,617)

Senior Citizens 65+

14.4% (309)

Education & Poverty

Education Attainment for Adults 25+ (9,599)



Total Population

No Degree	9.7%
High School	29.2%
Associate	32.7%
Bachelors +	28.3%

Living in Poverty

No Degree	39.9%
High School	21.6%
Associate	10.2%
Bachelors +	11.7%

Employment & Poverty

Median Income **\$34,875**

Median Income w/ HS Diploma **\$27,575**

Male Median Earnings **\$35,352**

Female Median Earnings **\$25,302**



Health & Poverty



No Health Insurance

Employed **3.9%**

Unemployed **2.7%**

Gender & Poverty

Male **21.2% (1,544)**

Female **32.1% (2,697)**

Of those families with
Female Heads of Household
and Children Present

47.2%

Live in Poverty

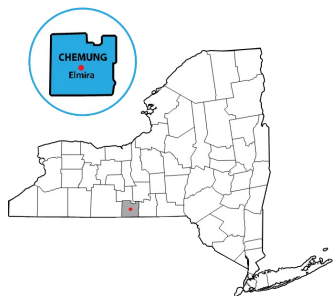
Race & Poverty

White **26.9% (3,957)**

African American **13.9% (68)**

Hispanic/Latino **47.4% (258)**

New York State Community Action Association - www.nyscommunityaction.org



City of Elmira

Economic Opportunity Program, Inc. of Chemung and Schuyler Counties

650 Baldwin Street, Elmira, NY 14901

607-734-6174

www.cseop.org



26.2%

City of Elmira Poverty Rate

City Population:

27,402

*Population for whom poverty
status is determined:*

Overall

23,898

Population Under 18

6,515

Population 25 & Over

15,478

Population over 65

3,174

Living In Poverty

Individuals

26.2% (6,256)

Children (Under 18)

35.4% (2,306)

Adults 25+

21.2% (3,282)

Senior Citizens 65+

17.2% (546)

Education & Poverty

Education Attainment for Adults 25+ (15,478)



Total Population

No Degree	13.9%
High School	36.1%
Associate	33.4%
Bachelors +	16.6%

Living in Poverty

No Degree	40.4%
High School	24.3%
Associate	16.5%
Bachelors +	7.9%

Employment & Poverty

Median Income **\$27,854**

Median Income w/ HS Diploma **\$24,594**

Male Median Earnings **\$27,120**

Female Median Earnings **\$21,431**



Health & Poverty



No Health Insurance

Employed

Unemployed

6.6%

15.1%

Gender & Poverty

Male

24.2% (2,649)

Female

27.8% (3,607)

Of those families with
Female Heads of Household
and Children Present

48.6%

Live in Poverty

Race & Poverty

White

23.8% (4,415)

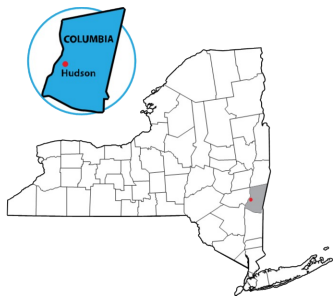
African American

33.7% (1,038)

Hispanic/Latino

45.9% (541)

New York State Community Action Association - www.nyscommunityaction.org



23.0%

City of Hudson Poverty Rate

City Population:
6,235

*Population for whom poverty
status is determined:*

Overall
5,613

Population Under 18
1,099

Population 25 & Over
3,968

Population over 65
788

Living In Poverty

Individuals
23.0% (1,292)

Children (Under 18)
31.6% (347)

Adults 25+
21.3% (845)

Senior Citizens 65+
21.2% (167)

City of Hudson

Columbia Opportunities, Inc.

540 Columbia Street, Hudson, NY 12534


518-828-4611

www.columbiaopportunities.org



Education & Poverty

Education Attainment for Adults 25+ (3,968)



Total Population

No Degree	13.9%
High School	31.7%
Associate	23.6%
Bachelors +	30.9%

Living in Poverty

No Degree	46.9%
High School	18.0%
Associate	21.5%
Bachelors +	13.0%

Employment & Poverty

Median Income	\$30,330
Median Income w/ HS Diploma	\$24,531
Male Median Earnings	\$30,500
Female Median Earnings	\$22,907



Health & Poverty



No Health Insurance

Employed	8.6%
Unemployed	20.7%

Gender & Poverty

Male	20.1% (503)
Female	25.3% (789)

Of those families with
Female Heads of Household
and Children Present

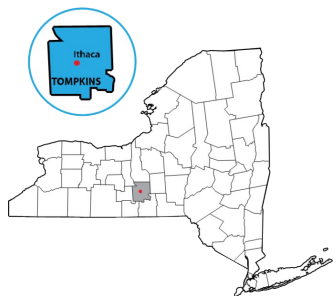
21.4%

Live in Poverty

Race & Poverty

White	21.4% (783)
African American	19.1% (217)
Hispanic/Latino	27.6% (125)

New York State Community Action Association - www.nyscommunityaction.org



39.2%

City of Ithaca Poverty Rate

City Population:
30,569

*Population for whom poverty
status is determined:*

Overall
22,954

Population Under 18
2,230

Population 25 & Over
11,331

Population over 65
1,851

Living In Poverty

Individuals
39.2% (8,995)

Children (Under 18)
17.4% (388)

Adults 25+
14.6% (1,652)

Senior Citizens 65+
12.6% (233)

City of Ithaca

Tompkins Community Action, Inc.

701 Spencer Road, Ithaca, NY 14850

607-273-8816

www.tcaction.org



Education & Poverty

Education Attainment for Adults 25+ (11,331)



Total Population

No Degree	5.2%
High School	13.6%
Associate	13.4%
Bachelors +	67.8%

Living in Poverty

No Degree	29.4%
High School	36.8%
Associate	19.6%
Bachelors +	8.0%

Employment & Poverty

Median Income	\$37,013
Median Income w/ HS Diploma	\$20,755
Male Median Earnings	\$21,595
Female Median Earnings	\$18,906



Health & Poverty



No Health Insurance	
Employed	3.7%
Unemployed	10.2%

Gender & Poverty

Male	35.1% (4,059)
Female	43.3% (4,936)

Of those families with
Female Heads of Household
and Children Present

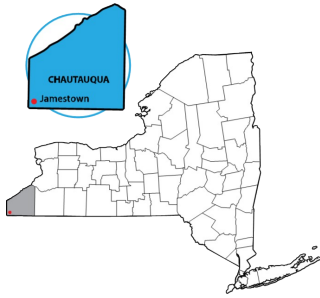
50.5%

Live in Poverty

Race & Poverty

White	31.7% (4,841)
African American	69.5% (646)
Hispanic/Latino	49.2% (584)

New York State Community Action Association - www.nyscommunityaction.org



29.5%

City of Jamestown Poverty Rate

City Population:
29,504

Population for whom poverty
status is determined:

Overall
28,966

Population Under 18
7,008

Population 25 & Over
19,680

Population over 65
4,611

Living In Poverty

Individuals
29.5% (8,543)

Children (Under 18)
44.6% (3,123)

Adults 25+
23.5% (4,625)

Senior Citizens 65+
13.1% (603)

City of Jamestown

Chautauqua Opportunities, Inc.

17 W. Courtney Street, Dunkirk, NY 14048

716-366-3333

www.chautauquaopportunities.com



Education & Poverty

Education Attainment for Adults 25+ (19,680)



Total Population

No Degree	14.2%
High School	35.2%
Associate	33.7%
Bachelors +	16.9%

Living in Poverty

No Degree	44.7%
High School	25.2%
Associate	19.3%
Bachelors +	10.5%

Employment & Poverty

Median Income	\$27,406
Median Income w/ HS Diploma	\$24,716
Male Median Earnings	\$29,747
Female Median Earnings	\$20,012



Health & Poverty



No Health Insurance

Employed	7.6%
Unemployed	14.0%

Gender & Poverty

Male	26.2% (3,668)
Female	32.6% (4,875)

Of those families with
Female Heads of Household
and Children Present

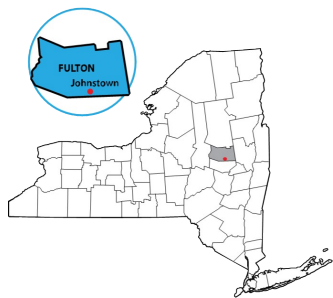
62.5%

Live in Poverty

Race & Poverty

White	28.9% (7,308)
African American	39.1% (478)
Hispanic/Latino	43.6% (1,249)

New York State Community Action Association - www.nyscommunityaction.org



City of Johnstown

Fulmont Community Action Agency, Inc.

Park St. County Annex Bldg., Fonda, NY 12068

518-853-3011

www.fulmont.org



12.9%

City of Johnstown Poverty Rate

City Population:

8,277

Population for whom poverty status is determined:

Overall

8,129

Population Under 18

1,778

Population 25 & Over

5,707

Population over 65

1,483

Living In Poverty

Individuals

12.9% (1,047)

Children (Under 18)

13.2% (234)

Adults 25+

10.7% (611)

Senior Citizens 65+

13.6% (201)

Education & Poverty

Education Attainment for Adults 25+ (5,707)



Total Population

No Degree	8.9%
High School	29.7%
Associate	34.9%
Bachelors +	26.5%

Living in Poverty

No Degree	12.6%
High School	12.3%
Associate	11.3%
Bachelors +	7.5%

Employment & Poverty

Median Income **\$34,039**

Median Income w/ HS Diploma **\$30,859**

Male Median Earnings **\$38,356**

Female Median Earnings **\$23,432**



Health & Poverty



No Health Insurance

Employed **6.4%**

Unemployed **34.7%**

Gender & Poverty

Male **9.0% (355)**

Female **16.5% (692)**

Of those families with Female Heads of Household and Children Present

37.4%

Live in Poverty

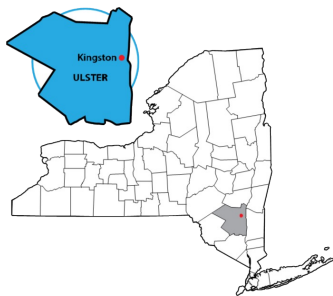
Race & Poverty

White **12.9% (956)**

African American **9.3% (34)**

Hispanic/Latino **16.9% (52)**

New York State Community Action Association - www.nyscommunityaction.org



City of Kingston

Ulster County Community Action, Inc.

70 Lindsley Avenue, Kingston, NY 12401

845-338-8750

www.uccac.org



19.2%

City of Kingston Poverty Rate

City Population:

23,070

Population for whom poverty
status is determined:

Overall

22,708

Population Under 18

4,954

Population 25 & Over

15,780

Population over 65

3,355

Living In Poverty

Individuals

19.2% (4,368)

Children (Under 18)

29.7% (1,473)

Adults 25+

15.6% (2,454)

Senior Citizens 65+

12.5% (419)

Education & Poverty

Education Attainment for Adults 25+ (15,780)



Total Population

No Degree	15.1%
High School	32.0%
Associate	25.9%
Bachelors +	27.0%

Living in Poverty

No Degree	33.8%
High School	17.3%
Associate	14.2%
Bachelors +	4.5%

Employment & Poverty

Median Income **\$33,820**

Median Income w/ HS Diploma **\$32,089**

Male Median Earnings **\$31,892**

Female Median Earnings **\$32,718**



Health & Poverty



No Health Insurance

Employed **13.2%**

Unemployed **14.6%**

Gender & Poverty

Male **16.7% (1,867)**

Female **21.7% (2,501)**

Of those families with
Female Heads of Household
and Children Present

47.9%

Live in Poverty

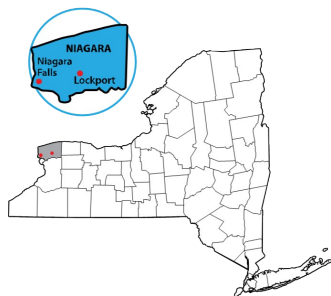
Race & Poverty

White **15.6% (2,471)**

African American **31.8% (1,119)**

Hispanic/Latino **31.5% (1,064)**

New York State Community Action Association - www.nyscommunityaction.org



16.0%

City of Lockport Poverty Rate

City Population:
20,490

*Population for whom poverty
status is determined:*

Overall
20,140

Population Under 18
4,397

Population 25 & Over
14,384

Population over 65
2,939

Living In Poverty

Individuals
16.0% (3,224)

Children (Under 18)
17.7% (776)

Adults 25+
15.1% (2,176)

Senior Citizens 65+
14.0% (412)

City of Lockport

Niagara Community Action Program, Inc.

1521 Main Street, Niagara Falls, NY 14305

716-285-9681

www.niagaracap.org



Education & Poverty

Education Attainment for Adults 25+ (14,384)



Total Population

No Degree	12.1%
High School	29.2%
Associate	36.8%
Bachelors +	21.9%

Living in Poverty

No Degree	31.9%
High School	17.7%
Associate	13.8%
Bachelors +	4.8%

Employment & Poverty

Median Income	\$35,283
Median Income w/ HS Diploma	\$27,468
Male Median Earnings	\$36,996
Female Median Earnings	\$21,805



Health & Poverty



No Health Insurance

Employed	7.6%
Unemployed	20.6%

Gender & Poverty

Male	14.4% (1,463)
Female	17.6% (1,761)

Of those families with
Female Heads of Household
and Children Present

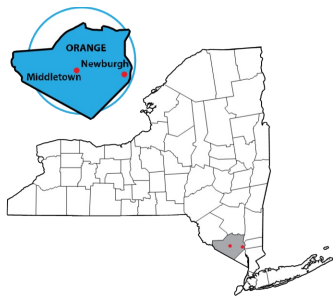
32.4%

Live in Poverty

Race & Poverty

White	14.5% (2,481)
African American	18.6% (307)
Hispanic/Latino	38.8% (303)

New York State Community Action Association - www.nyscommunityaction.org



15.0%

City of Middletown Poverty Rate

City Population:
27,963

Population for whom poverty status is determined:

Overall
27,728

Population Under 18
6,818

Population 25 & Over
18,070

Population over 65
3,800

Living In Poverty

Individuals
15.0% (4,155)

Children (Under 18)
21.4% (1,461)

Adults 25+
13.2% (2,382)

Senior Citizens 65+
11.4% (434)

City of Middletown

Regional Economic Community Action Program, Inc. (RECAP)

40 Smith Street, Middletown, NY 10940

845-342-3978

www.recap.org



Education & Poverty

Education Attainment for Adults 25+ (18,070)



Total Population

No Degree	15.3%
High School	34.8%
Associate	30.3%
Bachelors +	19.7%

Living in Poverty

No Degree	28.7%
High School	12.4%
Associate	9.8%
Bachelors +	7.7%

Employment & Poverty

Median Income **\$37,630**

Median Income w/ HS Diploma **\$32,038**

Male Median Earnings **\$37,002**

Female Median Earnings **\$30,324**



Health & Poverty



No Health Insurance

Employed **10.7%**

Unemployed **11.0%**

Gender & Poverty

Male **12.9% (1,740)**

Female **17.0% (2,415)**

Of those families with
Female Heads of Household
and Children Present

34.7%

Live in Poverty

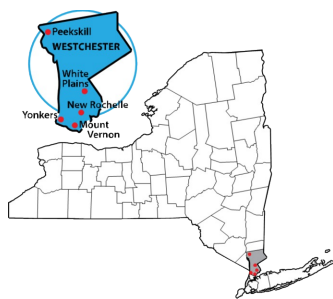
Race & Poverty

White **15.1% (2,121)**

African American **13.1% (801)**

Hispanic/Latino **17.6% (2,030)**

New York State Community Action Association - www.nyscommunityaction.org



City of Mount Vernon

Westchester Community Opportunity Program, Inc. (WestCOP)

2 Westchester Plaza, Elmsford, NY 10523

914-592-5600

www.westcop.org



13.9%

City of Mount Vernon Poverty Rate

City Population:
67,896

Population for whom poverty status is determined:

Overall
67,012

Population Under 18
13,462

Population 25 & Over
47,748

Population over 65
10,066

Living In Poverty

Individuals
13.9% (9,327)

Children (Under 18)
19.2% (2,581)

Adults 25+
12.2% (5,830)

Senior Citizens 65+
13.6% (1,368)

Education & Poverty

Education Attainment for Adults 25+ (47,748)



Total Population

No Degree	15.6%
High School	27.7%
Associate	27.3%
Bachelors +	29.4%

Living in Poverty

No Degree	22.6%
High School	15.8%
Associate	10.6%
Bachelors +	4.7%

Employment & Poverty

Median Income **\$41,979**

Median Income w/ HS Diploma **\$31,446**

Male Median Earnings **\$37,727**

Female Median Earnings **\$26,845**



Health & Poverty



No Health Insurance

Employed **7.8%**

Unemployed **23.5%**

Gender & Poverty

Male **12.7% (3,889)**

Female **14.9% (5,438)**

Of those families with
Female Heads of Household
and Children Present

25.0%

Live in Poverty

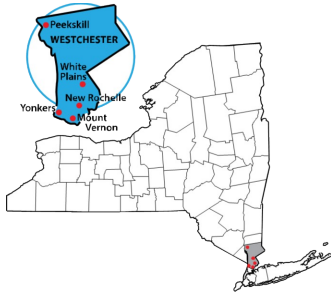
Race & Poverty

White **14.1% (1,898)**

African American **13.4% (5,936)**

Hispanic/Latino **23.1% (2,527)**

New York State Community Action Association - www.nyscommunityaction.org



City of New Rochelle

Westchester Community Opportunity Program, Inc. (WestCOP)

2 Westchester Plaza, Elmsford, NY 10523

914-592-5600

www.westcop.org



10.7%

City of New Rochelle Poverty Rate

City Population:
79,067

Population for whom poverty status is determined:

Overall
76,062

Population Under 18
15,987

Population 25 & Over
52,939

Population over 65
13,029

Living In Poverty

Individuals
10.7% (8,142)

Children (Under 18)
13.3% (2,127)

Adults 25+
8.8% (4,652)

Senior Citizens 65+
9.6% (1,253)

Education & Poverty

Education Attainment for Adults 25+ (52,939)



Total Population

No Degree	15.8%
High School	20.0%
Associate	19.1%
Bachelors +	45.0%

Living in Poverty

No Degree	21.9%
High School	10.3%
Associate	7.2%
Bachelors +	4.2%

Employment & Poverty

Median Income	\$51,884
Median Income w/ HS Diploma	\$32,463
Male Median Earnings	\$36,627
Female Median Earnings	\$28,088



Health & Poverty



No Health Insurance

Employed	14.8%
Unemployed	23.5%

Gender & Poverty

Male	9.9% (3,599)
Female	11.5% (4,543)

Of those families with
Female Heads of Household
and Children Present

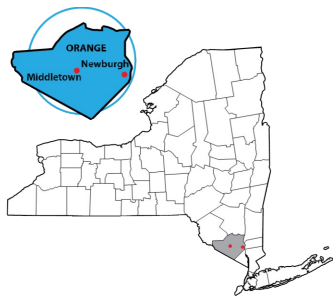
26.9%

Live in Poverty

Race & Poverty

White	6.4% (2,742)
African American	15.8% (2,400)
Hispanic/Latino	14.6% (3,411)

New York State Community Action Association - www.nyscommunityaction.org



City of Newburgh

Regional Economic Community Action Program, Inc. (RECAP)

40 Smith Street, Middletown, NY 10940

845-342-3978

www.recap.org



25.4%

City of Newburgh Poverty Rate

City Population:
28,255

Population for whom poverty status is determined:

Overall
27,298

Population Under 18
8,101

Population 25 & Over
16,347

Population over 65
2,912

Living In Poverty

Individuals
25.4% (6,935)

Children (Under 18)
35.1% (2,846)

Adults 25+
21.4% (3,502)

Senior Citizens 65+
12.2% (356)

Education & Poverty

Education Attainment for Adults 25+ (16,347)



Total Population

No Degree	23.9%
High School	36.4%
Associate	23.0%
Bachelors +	16.7%

Living in Poverty

No Degree	35.7%
High School	18.7%
Associate	20.0%
Bachelors +	8.9%

Employment & Poverty

Median Income **\$33,039**

Median Income w/ HS Diploma **\$33,050**

Male Median Earnings **\$37,831**

Female Median Earnings **\$30,194**



Health & Poverty



No Health Insurance

Employed **21.0%**

Unemployed **9.9%**

Gender & Poverty

Male **22.1% (2,984)**

Female **28.6% (3,951)**

Of those families with
Female Heads of Household
and Children Present

49.8%

Live in Poverty

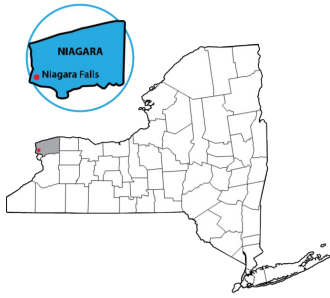
Race & Poverty

White **22.5% (2,447)**

African American **21.4% (1,446)**

Hispanic/Latino **31.0% (4,350)**

New York State Community Action Association - www.nyscommunityaction.org



28.2%

City of Niagara Falls Poverty Rate

City Population:
48,252

Population for whom poverty status is determined:

Overall
47,798

Population Under 18
10,903

Population 25 & Over
32,685

Population over 65
7,418

Living In Poverty

Individuals
28.2% (13,500)

Children (Under 18)
45.1% (4,912)

Adults 25+
22.2% (7,241)

Senior Citizens 65+
14.6% (1,086)

City of Niagara Falls

Niagara Community Action Program, Inc.

1521 Main Street, Niagara Falls, NY 14305

716-285-9681

www.niagaracap.org



Education & Poverty

Education Attainment for Adults 25+ (32,685)



Total Population

No Degree	12.0%
High School	36.8%
Associate	32.5%
Bachelors +	18.7%

Living in Poverty

No Degree	39.3%
High School	21.8%
Associate	23.6%
Bachelors +	9.2%

Employment & Poverty

Median Income	\$31,804
Median Income w/ HS Diploma	\$27,080
Male Median Earnings	\$32,052
Female Median Earnings	\$24,789



Health & Poverty



No Health Insurance

Employed	5.1%
Unemployed	22.7%

Gender & Poverty

Male	27.4% (6,140)
Female	29.0% (7,360)

Of those families with
Female Heads of Household
and Children Present

54.9%

Live in Poverty

Race & Poverty

White	20.2% (6,569)
African American	43.6% (4,625)
Hispanic/Latino	58.7% (1,484)

New York State Community Action Association - www.nyscommunityaction.org



City of Norwich

Greater Opportunities

44 West Main Street, Norwich, NY 13815

607-334-7114

www.greaterops.org



23.0%

City of Norwich Poverty Rate

City Population:

6,718

*Population for whom poverty
status is determined:*

Overall

6,432

Population Under 18

1,394

Population 25 & Over

4,267

Population over 65

1,098

Living In Poverty

Individuals

23.0% (1,476)

Children (Under 18)

25.4% (354)

Adults 25+

19.9% (850)

Senior Citizens 65+

14.9% (163)

Education & Poverty

Education Attainment for Adults 25+ (4,267)



Total Population

No Degree	11.6%
High School	37.7%
Associate	28.2%
Bachelors +	22.5%

Living in Poverty

No Degree	39.5%
High School	26.4%
Associate	15.3%
Bachelors +	4.8%

Employment & Poverty

Median Income **\$34,253**

Median Income w/ HS Diploma **\$21,696**

Male Median Earnings **\$22,206**

Female Median Earnings **\$18,654**



Health & Poverty



No Health Insurance

Employed **4.1%**

Unemployed **0%**

Gender & Poverty

Male **20.8% (606)**

Female **24.7% (870)**

Of those families with
Female Heads of Household
and Children Present

39.4%

Live in Poverty

Race & Poverty

White **20.7% (1,232)**

African American **24.1% (47)**

Hispanic/Latino **50.0% (112)**

New York State Community Action Association - www.nyscommunityaction.org



City of Oneonta

Opportunities for Otsego, Inc.

3 West Broadway, Oneonta, NY 13820

607-433-8000

www.ofoinc.org



22.2%

City of Oneonta Poverty Rate

City Population:

13,893

*Population for whom poverty
status is determined:*

Overall

9,403

Population Under 18

1,398

Population 25 & Over

6,098

Population over 65

1,685

Living In Poverty

Individuals

22.2% (2,085)

Children (Under 18)

20.0% (279)

Adults 25+

13.0% (791)

Senior Citizens 65+

9.2% (155)

Education & Poverty

Education Attainment for Adults 25+ (6,098)



Total Population

No Degree	6.5%
High School	21.2%
Associate	29.5%
Bachelors +	42.9%

Living in Poverty

No Degree	27.9%
High School	18.3%
Associate	13.3%
Bachelors +	7.9%

Employment & Poverty

Median Income	\$32,531
Median Income w/ HS Diploma	\$26,453
Male Median Earnings	\$30,774
Female Median Earnings	\$24,297



Health & Poverty



No Health Insurance

Employed	6.6%
Unemployed	5.9%

Gender & Poverty

Male	20.1% (866)
Female	24.0% (1,219)

Of those families with
Female Heads of Household
and Children Present

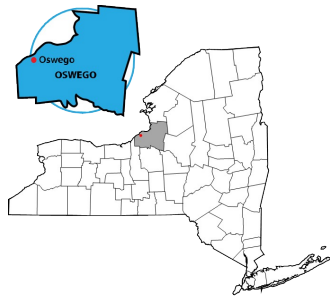
38.7%

Live in Poverty

Race & Poverty

White	21.9% (1,853)
African American	19.2% (68)
Hispanic/Latino	17.7% (109)

New York State Community Action Association - www.nyscommunityaction.org



26.7%

City of Oswego Poverty Rate

City Population:
17,470

*Population for whom poverty
status is determined:*

Overall
16,690

Population Under 18
3,189

Population 25 & Over
10,922

Population over 65
2,410

Living In Poverty

Individuals
26.7% (4,462)

Children (Under 18)
36.6% (1,166)

Adults 25+
17.1% (1,865)

Senior Citizens 65+
6.8% (164)

City of Oswego

Oswego County Opportunities, Inc.

239 Oneida Street, Fulton, NY 13069

315-598-4717

www.oco.org



Education & Poverty

Education Attainment for Adults 25+ (10,922)



Total Population

No Degree	10.2%
High School	30.4%
Associate	30.6%
Bachelors +	28.8%

Living in Poverty

No Degree	39.5%
High School	22.3%
Associate	15.9%
Bachelors +	4.9%

Employment & Poverty

Median Income	\$40,096
Median Income w/ HS Diploma	\$30,386
Male Median Earnings	\$39,226
Female Median Earnings	\$22,143



Health & Poverty



No Health Insurance	
Employed	6.3%
Unemployed	9.4%

Gender & Poverty

Male	26.3% (2,200)
Female	27.2% (2,262)

Of those families with
Female Heads of Household
and Children Present

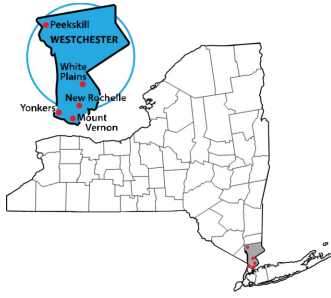
58.8%

Live in Poverty

Race & Poverty

White	25.1% (3,886)
African American	72.7% (168)
Hispanic/Latino	45.4% (292)

New York State Community Action Association - www.nyscommunityaction.org



City of Peekskill

Westchester Community Opportunity Program, Inc. (WestCOP)

2 Westchester Plaza, Elmsford, NY 10523

914-592-5600

www.westcop.org



11.6%

City of Peekskill Poverty Rate

City Population:

24,075

*Population for whom poverty
status is determined:*

Overall

23,862

Population Under 18

5,841

Population 25 & Over

16,153

Population over 65

3,541

Living In Poverty

Individuals

11.6% (2,769)

Children (Under 18)

10.5% (614)

Adults 25+

11.4% (1,845)

Senior Citizens 65+

12.7% (448)

Education & Poverty

Education Attainment for Adults 25+ (16,153)



Total Population

No Degree	20.4%
High School	24.8%
Associate	24.9%
Bachelors +	30.0%

Living in Poverty

No Degree	23.8%
High School	12.2%
Associate	9.6%
Bachelors +	3.9%

Employment & Poverty

Median Income	\$37,574
Median Income w/ HS Diploma	\$35,920
Male Median Earnings	\$41,159
Female Median Earnings	\$29,931



Health & Poverty



No Health Insurance

Employed	19.0%
Unemployed	14.6%

Gender & Poverty

Male	9.9% (1,119)
Female	13.2% (1,650)

Of those families with
Female Heads of Household
and Children Present

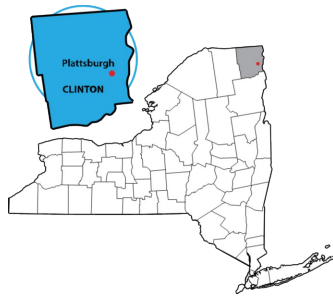
22.5%

Live in Poverty

Race & Poverty

White	7.2% (685)
African American	12.5% (696)
Hispanic/Latino	14.3% (1,474)

New York State Community Action Association - www.nyscommunityaction.org



City of Plattsburgh

JCEO of Clinton and Franklin Counties, Inc.

54 Margaret Street, Plattsburgh, NY 12901
518-561-6310
www.jceo.org



21.1%

City of Plattsburgh Poverty Rate

City Population:
19,465

*Population for whom poverty
status is determined:*

Overall
16,273

Population Under 18
2,808

Population 25 & Over
10,500

Population over 65
2,775

Living In Poverty

Individuals
21.1% (3,430)

Children (Under 18)
27.2% (765)

Adults 25+
13.1% (1,377)

Senior Citizens 65+
6.7% (187)

Education & Poverty

Education Attainment for Adults 25+ (10,500)



Total Population

No Degree	8.8%
High School	27.8%
Associate	28.6%
Bachelors +	34.7%

Living in Poverty

No Degree	26.3%
High School	20.0%
Associate	15.9%
Bachelors +	2.0%

Employment & Poverty

Median Income	\$39,415
Median Income w/ HS Diploma	\$27,738
Male Median Earnings	\$30,670
Female Median Earnings	\$25,085



Health & Poverty



No Health Insurance

Employed	5.6%
Unemployed	7.7%

Gender & Poverty

Male	20.2% (1,565)
Female	21.9% (1,865)

Of those families with
Female Heads of Household
and Children Present

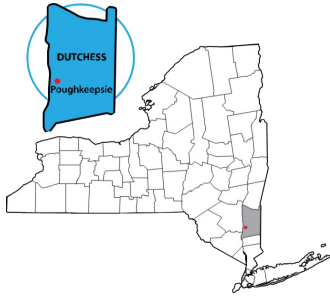
42.4%

Live in Poverty

Race & Poverty

White	20.1% (3,031)
African American	41.2% (169)
Hispanic/Latino	40.8% (84)

New York State Community Action Association - www.nyscommunityaction.org



19.4%

City of Poughkeepsie Poverty Rate

City Population:
30,381

Population for whom poverty status is determined:

Overall
29,591

Population Under 18
5,967

Population 25 & Over
20,589

Population over 65
4,587

Living In Poverty

Individuals
19.4% (5,751)

Children (Under 18)
25.9% (1,546)

Adults 25+
16.4% (3,369)

Senior Citizens 65+
10.9% (502)

City of Poughkeepsie

Community Action Partnership for Dutchess County

77 Cannon Street, Poughkeepsie, NY 12601

845-452-5104

www.dutchesscap.org



Education & Poverty

Education Attainment for Adults 25+ (20,589)



Total Population

No Degree	16.4%
High School	27.7%
Associate	32.2%
Bachelors +	23.6%

Living in Poverty

No Degree	29.1%
High School	18.8%
Associate	14.1%
Bachelors +	7.8%

Employment & Poverty

Median Income	\$33,217
Median Income w/ HS Diploma	\$27,581
Male Median Earnings	\$30,638
Female Median Earnings	\$26,287



Health & Poverty



No Health Insurance

Employed	12.7%
Unemployed	22.7%

Gender & Poverty

Male	18.9% (2,721)
Female	20.0% (3,030)

Of those families with
Female Heads of Household
and Children Present

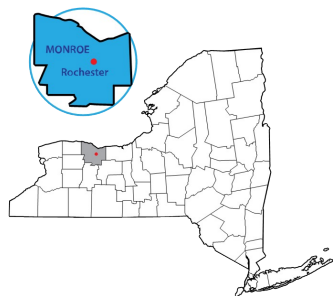
34.7%

Live in Poverty

Race & Poverty

White	13.8% (1,912)
African American	24.7% (2,700)
Hispanic/Latino	19.0% (926)

New York State Community Action Association - www.nyscommunityaction.org



31.3%

City of Rochester Poverty Rate

City Population:
206,848

*Population for whom poverty
status is determined:*

Overall
198,459

Population Under 18
46,094

Population 25 & Over
129,842

Population over 65
20,986

Living In Poverty

Individuals
31.3% (62,146)

Children (Under 18)
47.7% (21,970)

Adults 25+
24.4% (31,692)

Senior Citizens 65+
18.4% (3,864)

City of Rochester

Action for a Better Community, Inc.

400 West Ave 3rd Fl., Rochester, NY 14611

585-325-5116

www.abcinfo.org



Education & Poverty

Education Attainment for Adults 25+ (129,842)



Total Population

No Degree	19.4%
High School	26.2%
Associate	29.2%
Bachelors +	25.2%

Living in Poverty

No Degree	43.7%
High School	27.6%
Associate	22.3%
Bachelors +	8.7%

Employment & Poverty

Median Income	\$31,633
Median Income w/ HS Diploma	\$25,136
Male Median Earnings	\$28,139
Female Median Earnings	\$22,518



Health & Poverty



No Health Insurance	
Employed	7.8%
Unemployed	9.6%

Gender & Poverty

Male	29.6% (28,388)
Female	32.9% (33,758)

Of those families with
Female Heads of Household
and Children Present

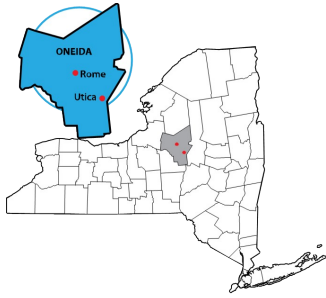
52.7%

Live in Poverty

Race & Poverty

White	25.0% (23,414)
African American	37.3% (30,054)
Hispanic/Latino	40.2% (15,594)

New York State Community Action Association - www.nyscommunityaction.org



19.5%

City of Rome Poverty Rate

City Population:
32,253

*Population for whom poverty
status is determined:*

Overall
30,065

Population Under 18
6,797

Population 25 & Over
21,026

Population over 65
5,266

Living In Poverty

Individuals
19.5% (5,851)

Children (Under 18)
27.5% (1,868)

Adults 25+
16.6% (3,492)

Senior Citizens 65+
11.2% (587)

City of Rome

Mohawk Valley Community Action Agency, Inc.

9882 River Road, Utica, NY 13502

315-624-9930

www.mvcaa.com



Education & Poverty

Education Attainment for Adults 25+ (21,026)



Total Population

No Degree	13.1%
High School	31.8%
Associate	32.4%
Bachelors +	22.7%

Living in Poverty

No Degree	37.7%
High School	17.0%
Associate	15.8%
Bachelors +	5.2%

Employment & Poverty

Median Income	\$33,188
Median Income w/ HS Diploma	\$30,411
Male Median Earnings	\$32,266
Female Median Earnings	\$26,802



Health & Poverty



No Health Insurance

Employed	4.8%
Unemployed	16.7%

Gender & Poverty

Male	18.2% (2,632)
Female	20.6% (3,219)

Of those families with
Female Heads of Household
and Children Present

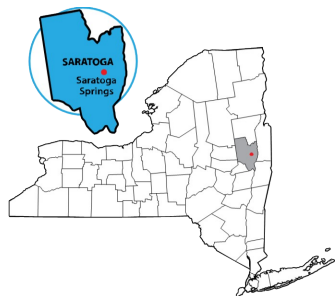
41.8%

Live in Poverty

Race & Poverty

White	19.0% (5,149)
African American	28.8% (377)
Hispanic/Latino	16.4% (285)

New York State Community Action Association - www.nyscommunityaction.org



6.0%

City of Saratoga Springs Poverty Rate

City Population:
27,943

Population for whom poverty status is determined:

Overall
25,318

Population Under 18
4,022

Population 25 & Over
19,120

Population over 65
5,117

Living In Poverty

Individuals
6.0% (1,516)

Children (Under 18)
4.5% (179)

Adults 25+
5.3% (1,012)

Senior Citizens 65+
5.3% (273)

City of Saratoga Springs

LifeWorks Community Action

39 Bath Street, Ballston Spa, NY 12020

518-288-3206

www.lifeworksaction.org



Education & Poverty

Education Attainment for Adults 25+ (19,120)



Total Population

No Degree	4.7%
High School	14.3%
Associate	21.5%
Bachelors +	59.6%

Living in Poverty

No Degree	19.4%
High School	14.1%
Associate	4.5%
Bachelors +	2.4%

Employment & Poverty

Median Income	\$54,324
Median Income w/ HS Diploma	\$41,161
Male Median Earnings	\$39,466
Female Median Earnings	\$43,385



Health & Poverty



No Health Insurance	
Employed	4.5%
Unemployed	1.7%

Gender & Poverty

Male	4.8% (610)
Female	7.2% (906)

Of those families with
Female Heads of Household
and Children Present

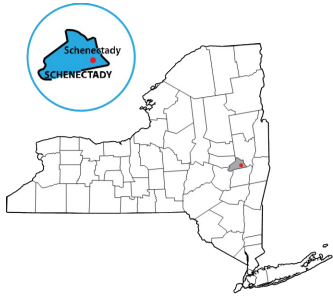
9.0%

Live in Poverty

Race & Poverty

White	5.9% (1,400)
African American	13.2% (77)
Hispanic/Latino	6.7% (48)

New York State Community Action Association - www.nyscommunityaction.org



19.4%

City of Schenectady Poverty Rate

City Population:
65,334

Population for whom poverty
status is determined:

Overall
62,270

Population Under 18
13,054

Population 25 & Over
43,455

Population over 65
8,612

Living In Poverty

Individuals
19.4% (12,057)

Children (Under 18)
30.6% (3,996)

Adults 25+
15.4% (6,693)

Senior Citizens 65+
12.3% (1,062)

City of Schenectady

Schenectady Community Action Program, Inc.

913 Albany Street, Schenectady, NY 12307

518-374-9181

www.scapny.org



Education & Poverty

Education Attainment for Adults 25+ (43,455)



Total Population

No Degree	15.3%
High School	33.9%
Associate	28.8%
Bachelors +	22.0%

Living in Poverty

No Degree	25.7%
High School	16.2%
Associate	15.5%
Bachelors +	7.0%

Employment & Poverty

Median Income	\$33,459
Median Income w/ HS Diploma	\$27,407
Male Median Earnings	\$29,325
Female Median Earnings	\$25,250



Health & Poverty



No Health Insurance

Employed	7.6%
Unemployed	30.5%

Gender & Poverty

Male	16.4% (4,950)
Female	22.2% (7,107)

Of those families with
Female Heads of Household
and Children Present

46.6%

Live in Poverty

Race & Poverty

White	13.1% (4,539)
African American	31.7% (4,071)
Hispanic/Latino	38.0% (2,604)

New York State Community Action Association - www.nyscommunityaction.org



31.0%

City of Syracuse Poverty Rate

City Population:
142,874

*Population for whom poverty
status is determined:*

Overall
128,804

Population Under 18
30,037

Population 25 & Over
84,564

Population over 65
16,641

Living In Poverty

Individuals
31.0% (39,983)

Children (Under 18)
45.8% (13,761)

Adults 25+
23.2% (19,602)

Senior Citizens 65+
15.4% (2,560)

City of Syracuse

PEACE, Inc.

217 S Salina Street, 2nd Floor, Syracuse, NY 13202
315-470-3300

www.peace-caa.org



Education & Poverty

Education Attainment for Adults 25+ (84,564)



Total Population

No Degree	17.1%
High School	26.8%
Associate	27.3%
Bachelors +	28.8%

Living in Poverty

No Degree	42.2%
High School	26.6%
Associate	19.5%
Bachelors +	12.2%

Employment & Poverty

Median Income	\$33,936
Median Income w/ HS Diploma	\$29,270
Male Median Earnings	\$30,966
Female Median Earnings	\$26,476



Health & Poverty



No Health Insurance	
Employed	7.1%
Unemployed	14.1%

Gender & Poverty

Male	30.0% (18,625)
Female	32.0% (21,358)

Of those families with
Female Heads of Household
and Children Present

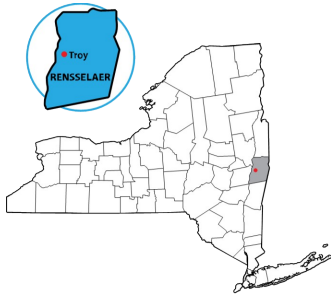
50.7%

Live in Poverty

Race & Poverty

White	24.5% (16,900)
African American	39.3% (16,127)
Hispanic/Latino	40.7% (4,977)

New York State Community Action Association - www.nyscommunityaction.org



24.4%

City of Troy Poverty Rate

City Population:

49,458

*Population for whom poverty
status is determined:*

Overall

44,955

Population Under 18

9,448

Population 25 & Over

30,270

Population over 65

5,429

Living In Poverty

Individuals

24.4% (10,972)

Children (Under 18)

36.8% (3,476)

Adults 25+

17.0% (5,139)

Senior Citizens 65+

9.8% (532)

City of Troy

CEO

2231 Fifth Avenue, Troy, NY 12180-2221

518-272-6012

www.ceoempowers.org



Education & Poverty

Education Attainment for Adults 25+ (30,270)



Total Population

No Degree	12.9%
High School	28.7%
Associate	31.2%
Bachelors +	27.2%

Living in Poverty

No Degree	35.6%
High School	20.3%
Associate	16.2%
Bachelors +	5.5%

Employment & Poverty

Median Income	\$37,660
Median Income w/ HS Diploma	\$29,762
Male Median Earnings	\$32,241
Female Median Earnings	\$27,592



Health & Poverty



No Health Insurance

Employed	7.5%
Unemployed	14.4%

Gender & Poverty

Male	21.1% (4,491)
Female	27.4% (6,481)

Of those families with
Female Heads of Household
and Children Present

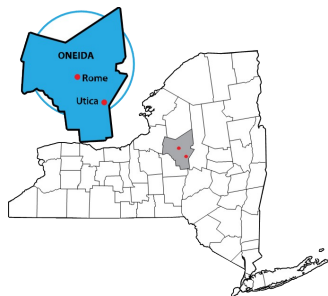
48.4%

Live in Poverty

Race & Poverty

White	21.0% (6,470)
African American	30.1% (2,495)
Hispanic/Latino	42.5% (1,871)

New York State Community Action Association - www.nyscommunityaction.org



29.4%

City of Utica Poverty Rate

City Population:
60,320

*Population for whom poverty
status is determined:*

Overall
57,803

Population Under 18
14,584

Population 25 & Over
36,954

Population over 65
8,542

Living In Poverty

Individuals
29.4% (16,977)

Children (Under 18)
44.8% (6,538)

Adults 25+
22.1% (8,149)

Senior Citizens 65+
14.3% (1,221)

City of Utica

Mohawk Valley Community Action Agency, Inc.

9882 River Road, Utica, NY 13502

315-624-9930

www.mvcaa.com



Education & Poverty

Education Attainment for Adults 25+ (36,954)



Total Population

No Degree	20.7%
High School	30.1%
Associate	30.2%
Bachelors +	19.1%

Living in Poverty

No Degree	40.6%
High School	21.0%
Associate	20.0%
Bachelors +	6.9%

Employment & Poverty

Median Income **\$31,569**

Median Income w/ HS Diploma **\$26,521**

Male Median Earnings **\$30,367**

Female Median Earnings **\$24,218**



Health & Poverty



No Health Insurance

Employed **9.4%**

Unemployed **16.9%**

Gender & Poverty

Male **27.8% (7,976)**

Female **31.0% (9,001)**

Of those families with
Female Heads of Household
and Children Present

57.7%

Live in Poverty

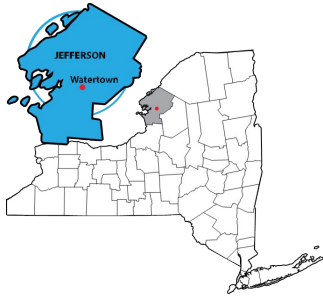
Race & Poverty

White **21.6% (7,717)**

African American **44.6% (3,859)**

Hispanic/Latino **36.2% (2,696)**

New York State Community Action Association - www.nyscommunityaction.org



City of Watertown

Community Action Planning Council of Jefferson County, Inc.

518 Davidson Street, Watertown, NY 13601

315-782-4900

www.capcjc.org



22.9%

City of Watertown Poverty Rate

City Population:
25,622

Population for whom poverty status is determined:

Overall
24,947

Population Under 18
5,798

Population 25 & Over
16,410

Population over 65
3,064

Living In Poverty

Individuals
22.9% (5,709)

Children (Under 18)
33.7% (1,956)

Adults 25+
19.8% (3,251)

Senior Citizens 65+
10.0% (307)

Education & Poverty

Education Attainment for Adults 25+ (16,410)



Total Population

No Degree	11.5%
High School	35.1%
Associate	32.4%
Bachelors +	21.0%

Living in Poverty

No Degree	42.9%
High School	22.3%
Associate	18.1%
Bachelors +	5.7%

Employment & Poverty

Median Income	\$31,023
Median Income w/ HS Diploma	\$21,208
Male Median Earnings	\$26,549
Female Median Earnings	\$17,629



Health & Poverty



No Health Insurance

Employed	7.9%
Unemployed	20.5%

Gender & Poverty

Male	20.9% (2,615)
Female	25.0% (3,094)

Of those families with
Female Heads of Household
and Children Present

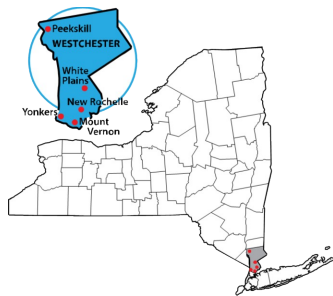
59.4%

Live in Poverty

Race & Poverty

White	21.6% (4,540)
African American	32.0% (672)
Hispanic/Latino	47.6% (921)

New York State Community Action Association - www.nyscommunityaction.org



12.3%

City of White Plains Poverty Rate

City Population:
58,137

*Population for whom poverty
status is determined:*

Overall
57,309

Population Under 18
10,758

Population 25 & Over
41,695

Population over 65
9,820

Living In Poverty

Individuals
12.3% (7,033)

Children (Under 18)
16.7% (1,795)

Adults 25+
10.3% (4,307)

Senior Citizens 65+
7.8% (766)

City of White Plains

Westchester Community Opportunity Program, Inc. (WestCOP)

2 Westchester Plaza, Elmsford, NY 10523

914-592-5600

www.westcop.org



Education & Poverty

Education Attainment for Adults 25+ (41,695)



Total Population

No Degree	12.0%
High School	18.2%
Associate	20.0%
Bachelors +	49.8%

Living in Poverty

No Degree	26.1%
High School	16.6%
Associate	8.1%
Bachelors +	5.2%

Employment & Poverty

Median Income **\$52,613**

Median Income w/ HS Diploma **\$31,580**

Male Median Earnings **\$40,112**

Female Median Earnings **\$20,816**



Health & Poverty



No Health Insurance

Employed **13.0%**

Unemployed **21.6%**

Gender & Poverty

Male **10.4% (2,906)**

Female **14.1% (4,127)**

Of those families with
Female Heads of Household
and Children Present

30.0%

Live in Poverty

Race & Poverty

White **8.5% (2,925)**

African American **14.5% (968)**

Hispanic/Latino **20.3% (3,786)**

New York State Community Action Association - www.nyscommunityaction.org



City of Yonkers

Yonkers Community Action Program, Inc. (YCAP)

20 S Broadway, Suite 420, Yonkers, NY 10701

914-423-5905

www.yonkerscap.org



14.9%

City of Yonkers Poverty Rate

City Population:

199,968

Population for whom poverty status is determined:

Overall

197,303

Population Under 18

42,470

Population 25 & Over

137,192

Population over 65

32,525

Living In Poverty

Individuals

14.9% (29,453)

Children (Under 18)

21.9% (9,320)

Adults 25+

12.7% (17,397)

Senior Citizens 65+

11.9% (3,884)

Education & Poverty

Education Attainment for Adults 25+ (137,192)



Total Population

No Degree	17.6%
High School	25.0%
Associate	23.8%
Bachelors +	33.6%

Living in Poverty

No Degree	26.7%
High School	16.0%
Associate	9.4%
Bachelors +	5.2%

Employment & Poverty

Median Income	\$46,738
Median Income w/ HS Diploma	\$34,540
Male Median Earnings	\$41,094
Female Median Earnings	\$25,961



Health & Poverty



No Health Insurance

Employed	10.0%
Unemployed	15.4%

Gender & Poverty

Male	13.6% (12,866)
Female	16.2% (16,587)

Of those families with
Female Heads of Household
and Children Present

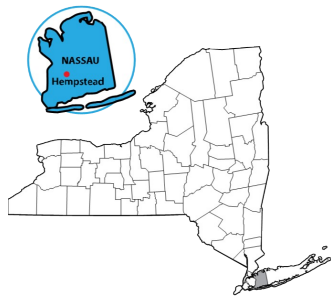
34.6%

Live in Poverty

Race & Poverty

White	11.4% (11,653)
African American	20.6% (8,085)
Hispanic/Latino	19.4% (14,767)

New York State Community Action Association - www.nyscommunityaction.org



18.9%

Village of Hempstead Poverty Rate

City Population:
55,300

Population for whom poverty status is determined:

Overall
54,390

Population Under 18
14,412

Population 25 & Over
34,342

Population over 65
5,516

Living In Poverty

Individuals
18.9% (10,296)

Children (Under 18)
27.3% (3,927)

Adults 25+
16.0% (5,490)

Senior Citizens 65+
13.2% (729)


Village of Hempstead

EOC of Nassau County

134 Jackson Street, Hempstead, NY 11550

516-292-9710

www.eoc-nassau.org



Education & Poverty

Education Attainment for Adults 25+ (34,342)



Total Population

No Degree	28.4%
High School	30.1%
Associate	23.0%
Bachelors +	18.5%

Living in Poverty

No Degree	27.0%
High School	14.1%
Associate	12.5%
Bachelors +	6.6%

Employment & Poverty

Median Income	\$32,920
Median Income w/ HS Diploma	\$31,621
Male Median Earnings	\$36,040
Female Median Earnings	\$26,681



Health & Poverty



No Health Insurance

Employed	21.3%
Unemployed	19.2%

Gender & Poverty

Male	17.3% (4,449)
Female	20.4% (5,847)

Of those families with
Female Heads of Household
and Children Present

40.3%

Live in Poverty

Race & Poverty

White	19.4% (1,505)
African American	15.2% (3,784)
Hispanic/Latino	22.4% (5,761)

New York State Community Action Association - www.nyscommunityaction.org

A Comparative Look at County Poverty Levels

The ten New York State counties with the greatest number of people living in poverty, from highest to lowest, are: Kings, Bronx, Queens, New York, Erie, Monroe, Suffolk, Westchester, Nassau, and Onondaga. The ten counties with the highest percentage of the population living in poverty, from highest to lowest, are: Bronx, Kings, Montgomery, Tompkins, Chautauqua, St. Lawrence, Franklin, Broome, Oswego, and Allegany.

County	Number in Poverty	Rank by Number	Percent in Poverty	Rank by Percent
Albany	34,570	14	11.87%	41
Allegany	7,047	44	16.88%	10
Bronx	392,172	2	28.01%	1
Broome	31,945	16	28.01%	8
Cattaraugus	12,324	29	16.5%	12
Cayuga	8,812	36	12.1%	38
Chautauqua	22,398	20	18.2%	5
Chemung	11,136	30	13.87%	27
Chenango	6,368	48	13.53%	32
Clinton	10,902	32	15%	18
Columbia	6,777	45	11.57%	46
Cortland	7,272	42	16.4%	13
Delaware	7,071	43	16.58%	11
Dutchess	25,065	18	9.04%	56
Erie	126,806	5	14.2%	22
Essex	3,435	59	9.87%	53
Franklin	7,981	39	17.78%	7
Fulton	7,814	40	14.9%	19
Genesee	6,189	49	10.87%	49
Greene	6,167	50	13.99%	25
Hamilton	443	62	9.89%	52
Herkimer	8,307	37	13.64%	31
Jefferson	14,897	26	14.02%	24
Kings	511,631	1	19.95%	2
Lewis	3,540	58	13.48%	33
Livingston	7,572	41	13.18%	35
Madison	6,459	47	9.78%	54
Monroe	103,406	6	14.39%	21
Montgomery	9,544	34	19.77%	3
Nassau	74,291	9	5.56%	61
New York	250,913	4	15.83%	14
Niagara	27,857	17	13.46%	34
Oneida	33,715	15	15.47%	15

A Comparative Look at County Poverty Levels

County	Number in Poverty	Rank by Number	Percent in Poverty	Rank by Percent
Onondaga	62,610	10	14.11%	23
Ontario	9,193	35	8.66%	58
Orange	43,142	13	11.65%	44
Orleans	5,226	52	13.72%	29
Oswego	19,213	21	17%	9
Otsego	8,154	38	14.87%	20
Putnam	4,847	54	4.98%	62
Queens	276,447	3	12.23%	36
Rensselaer	17,963	22	11.71%	42
Richmond	54,621	11	11.65%	43
Rockland	44,404	12	13.87%	26
Saratoga	13,148	27	5.84%	60
Schenectady	17,271	24	11.45%	47
Schoharie	3,612	57	12.1%	39
Schuyler	2,717	61	15.4%	16
Seneca	3,825	56	12.17%	37
St. Lawrence	17,328	23	17.87%	6
Steuben	12,971	28	13.69%	30
Suffolk	100,133	7	6.87%	59
Sullivan	10,999	31	15.15%	17
Tioga	4,899	53	10.15%	51
Tompkins	16,838	25	18.89%	4
Ulster	23,571	19	13.79%	28
Warren	5,997	51	9.47%	55
Washington	6,578	46	11.3%	48
Wayne	10,371	33	11.62%	45
Westchester	83,603	8	8.84%	57
Wyoming	3,933	55	10.47%	50
Yates	2,837	60	11.91%	40

This data from the US Census Bureau's American Communities Survey (ACS) report S1701 - Poverty Status in the Past 12 Months, 2015 - 2019 five year estimates. (factfinder2.census.gov)



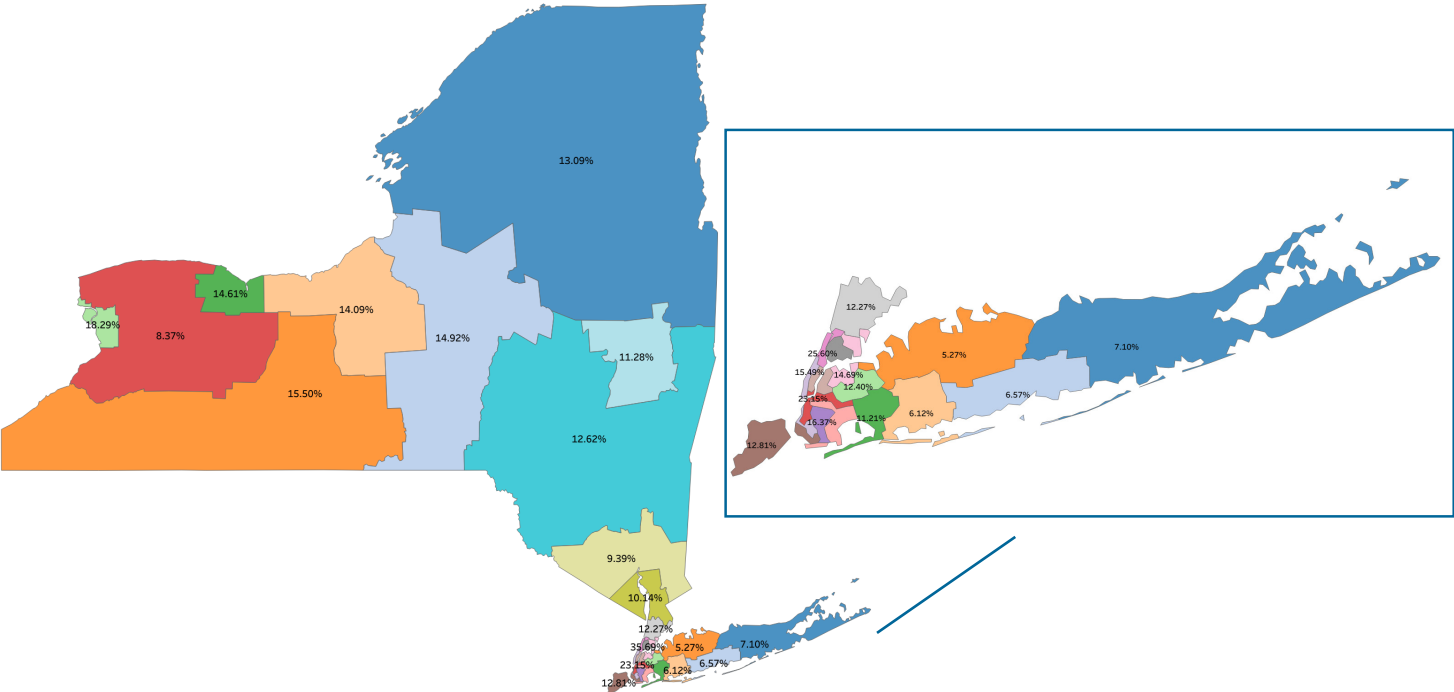
New York State Community Action Association
Helping People. Changing Lives.

Population below Poverty Line by Congressional District

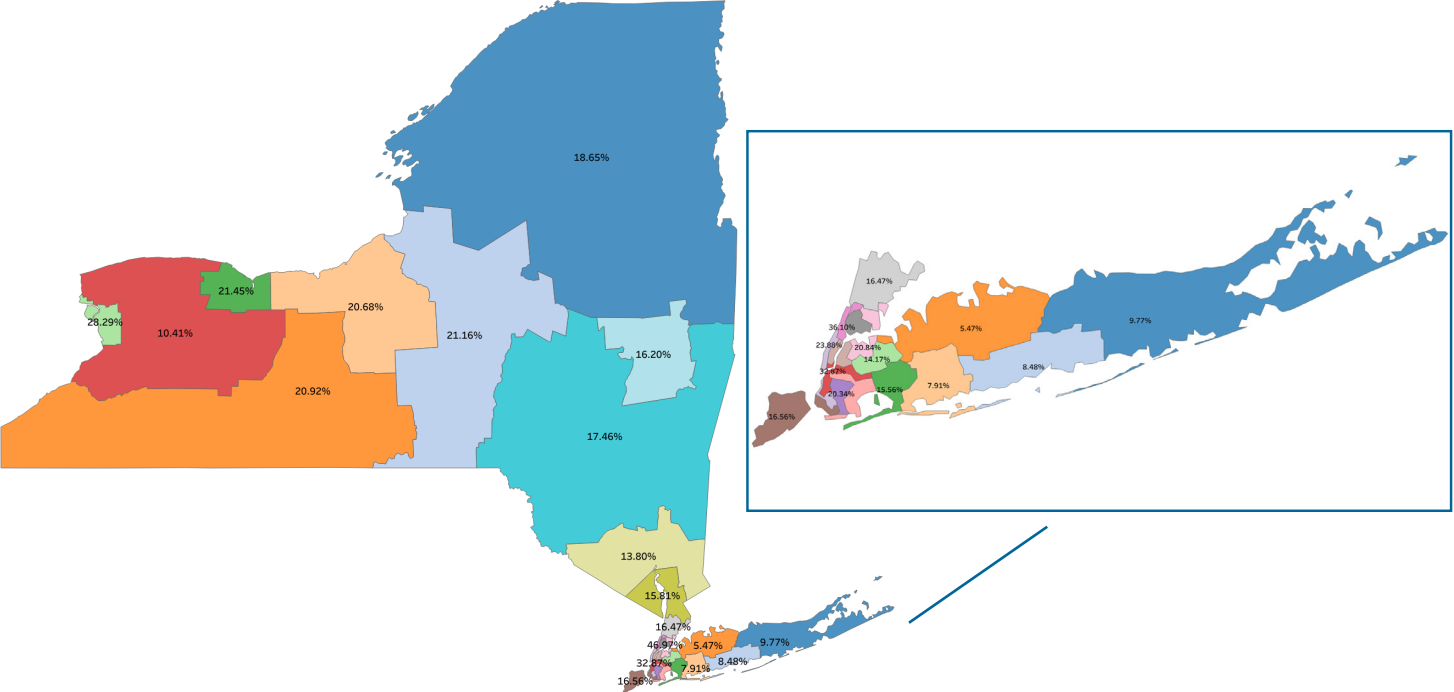
Congressional District	Population in Poverty, Percent of Total Population	Total Population in Poverty	Population Age 0-17 in Poverty, Percent of Age 0-17 Population	Total Population Age 0-17 in Poverty
1	7.1	49,601	9.77	14,206
2	6.57	46,277	8.48	12,864
3	5.27	37,708	5.47	8,344
4	6.12	43,555	7.91	12,378
5	11.21	85,029	15.56	25,655
6	12.4	89,602	14.17	19,752
7	23.15	166,967	32.87	54,780
8	20.64	157,594	26.63	43,084
9	16.37	118,010	20.34	32,062
10	15.49	110,377	23.88	33,567
11	12.81	92,614	16.56	26,247
12	10.06	70,417	8.99	7,571
13	25.6	193,764	36.1	55,997
14	14.69	99,515	20.84	28,755
15	35.69	261,770	46.97	94,485
16	12.27	89,355	16.47	26,385
17	10.14	73,216	15.81	28,139
18	9.39	65,749	13.8	22,571
19	12.62	84,116	17.46	21,809
20	11.28	78,633	16.2	22,740
21	13.09	86,622	18.65	25,942
22	14.92	98,990	21.16	29,295
23	15.5	101,497	20.92	28,477
24	14.09	95,095	20.68	30,118
25	14.61	101,143	21.45	31,683
26	18.29	126,126	28.29	40,378
27	8.37	57,935	10.41	14,629

* source: ACS 2015-2019 5 year data; table S1703

Percentage of Population in Poverty by Congressional District



Percentage of Children in Poverty by Congressional District



New York State's Community Action Agencies, listed by County

<p>Albany Albany Community Action Partnership 333 Sheridan Avenue Albany, New York, 12206 http://www.albanycap.org/ (518) 463-3175</p>	<p>Chautauqua Chautauqua Opportunities, Inc. 17 W. Courtney Street Dunkirk, New York, 14048 http://www.chautauquaopportunities.com/ (716) 366-3333</p>	<p>Delaware Delaware Opportunities, Inc. 35430 State Highway 10 Hamden, New York, 13782 http://www.delawareopportunities.org/ (607) 746-1600</p>
<p>Allegany ACCORD Corporation 84 Schuyler Street Belmont, New York, 14813 http://www.accordcorp.org/ (585) 268-7605</p>	<p>Chemung Economic Opportunity Program of Chemung and Schuyler Counties 650 Baldwin Street Elmira, New York, 14901 http://www.cseop.org/ (607) 734-6174</p>	<p>Dutchess Community Action Partnership for Dutchess County 77 Cannon Street Poughkeepsie, New York, 12601 http://www.dutchessCAP.org (845) 452-5104</p>
<p>Bronx New York City Department of Youth and Community Development 123 William Street, 17th Floor New York, New York, 10038 http://www.nyc.gov/html/dycd/ (646) 343-6450</p>	<p>Chenango Greater Opportunities 44 West Main Street Norwich, New York, 13815 https://greaterops.org/ (607) 334-7114</p>	<p>Erie Community Action Organization of Western New York, Inc. 45 Jewett Ave, Ste 150 Buffalo, New York, 14214 https://www.caowny.org/ (716) 881-5150</p>
<p>Broome Greater Opportunities 5 W. State Street Binghamton, New York, 13901 https://greaterops.org/ (607) 723-6493</p>	<p>Clinton JCEO of Clinton and Franklin Counties, Inc. 54 Margaret Street Plattsburgh, New York, 12901 http://www.jceo.org/ (518) 561-6310</p>	<p>Essex Adirondack Community Action Programs, Inc. 7572 Court Street, Suite 2, P.O. Box 848 Elizabethtown, New York, 12932 http://acapinc.org (518) 873-3207</p>
<p>Cattaraugus Connecting Communities in Action 25 Jefferson Street Salamanca, New York, 14779 http://www.ccaction.org/ (716) 945-1041</p>	<p>Columbia Columbia Opportunities, Inc. 540 Columbia St. Hudson, New York, 12534 http://www.columbiaopportunities.org/ (518) 828-4611</p>	<p>Franklin JCEO of Clinton and Franklin Counties, Inc. 54 Margaret Street Plattsburgh, New York, 12901 http://www.jceo.org/ (518) 561-6310</p>
<p>Cayuga Community Action Programs Cayuga/Seneca (CAP) 89 York Street, Suite 1 Auburn, New York, 13021 https://caphelps.org/ (315) 255-1703</p>	<p>Cortland Cortland County Community Action Program, Inc. / CAPCO 32 North Main Street Cortland, New York, 13045 http://www.capco.org/ (607) 753-6781</p>	<p>Fulton Fulmont Community Action Agency, Inc. Park St. County Annex Bldg., P.O. Box 835 Fonda, New York, 12068 http://www.fulmont.org/ (518) 853-3011</p>

Genesee
Community Action of Orleans & Genesee
409 East State Street
Albion, New York, 14411
<http://www.caoginc.org>
(585) 589-5605

Lewis
Lewis County Opportunities, Inc.
8265 State Rte. 812
Lowville, New York, 13367
<http://www.lewiscountyopportunities.com>
(315) 376-8202

Nassau
EOC of Nassau County
134 Jackson Street
Hempstead, New York, 11550
<http://www.eoc-nassau.org/>
(516) 292-9710

Greene
Community Action of Greene County, Inc.
7856 Route 9W
Catskill, New York, 12414
<http://www.cagcny.org>
(518) 943-9205

Livingston
Office of Workforce Development
6 Court Street, Room 105
Geneseo, New York, 14454
<http://www.co.livingston.state.ny.us/285/Workforce-Development>
(585) 243-7047

New York
New York City Department of Youth and
Community Development
123 William Street, 17th Floor
New York, New York, 10038
<http://www.nyc.gov/html/dycd/>
(646) 343-6450

Hamilton
Warren-Hamilton Counties Community
Action Agency
190 Maple Street
Glens Falls, New York, 12801
<http://www.wahacaa.org/>
(518) 793-0638

Madison
Community Action Partnership for Madison
County
1001 New Market Drive
Canastota, New York, 13032
<http://www.capmadco.org/>
(315) 697-3588

Niagara
Niagara Community Action Program, Inc.
1521 Main Street
Niagara Falls, New York, 14305
<https://niagaracommunityactionprogram.org/>
(716) 285-9681

Herkimer
Mohawk Valley Community Action Agency, Inc.
9882 River Road
Utica, New York, 13502
<http://www.mvcaa.com/>
(315) 624-9930

Monroe
Action for a Better Community, Inc.
400 West Ave, 3rd Floor
Rochester, New York, 14611
<http://www.abinfo.org/>
(585) 325-5116

Oneida
Mohawk Valley Community Action Agency, Inc.
9882 River Road
Utica, New York, 13502
<http://www.mvcaa.com/>
(315) 624-9930

Jefferson
Community Action Planning Council of
Jefferson County, Inc.
518 Davidson Street
Watertown, New York, 13601
<http://www.capcjc.org>
(315) 782-4900

Monroe
PathStone
400 East Avenue
Rochester, New York, 14607
<http://pathstone.org/>
(585) 340-3300

Onondaga
PEACE, Inc.
217 S Salina Street, 2nd Floor
Syracuse, New York, 13202
<http://www.peace-caa.org/>
(315) 470-3300

Kings
New York City Department of Youth and
Community Development
123 William Street, 17th Floor
New York, New York, 10038
<http://www.nyc.gov/html/dycd/>
(646) 343-6450

Montgomery
Fulmont Community Action Agency, Inc.
Park St. County Annex Bldg., P.O. Box 835
Fonda, New York, 12068
<http://www.fulmont.org/>
(518) 853-3011

Ontario
Action for a Better Community, Inc.
400 West Ave, 3rd Floor
Rochester, New York, 14611
<http://www.abinfo.org/>
(585) 325-5116

Orange
RECAP
40 Smith Street
Middletown, New York, 10940
<http://www.recap.org/>
(845) 342-3978

Rensselaer
CEO
2331 Fifth Avenue
Troy, New York, 12180
<http://www.ceoempowers.org/>
(518) 272-6012

Schuyler
Economic Opportunity Program of Che-
mung and Schuyler Counties
650 Baldwin Street
Elmira, New York, 14901
<http://www.cseop.org/>
(607) 734-6174

Orleans
Community Action of Orleans & Genesee
409 East State Street
Albion, New York, 14411
<http://www.caoginc.org>
(585) 589-5605

Richmond
New York City Department of Youth And
Community Development
123 William Street, 17th Floor
New York, New York, 10038
<http://www.nyc.gov/html/dycd/>
(646) 343-6450

Seneca
Community Action Programs Cayuga/
Seneca (CAP)
89 York Street, Suite 1
Auburn, New York, 13021
<https://caphelps.org/>
(315) 255-1703

Oswego
Oswego County Opportunities, Inc.
239 Oneida Street
Fulton, New York, 13069
<http://www.oco.org/>
(315) 598-4717

Rockland
Westchester Community Opportunity
Program, Inc.
94 N. Main Street
Spring Valley, New York, 10977
<http://www.westcop.org/>
(914) 592-5600

St. Lawrence
St. Lawrence County Community Develop-
ment Program, Inc.
One Commerce Lane
Canton, New York, 13617
<http://www.slccdp.org>
(315) 386-1102

Otsego
Opportunities for Otsego, Inc.
3 West Broadway
Oneonta, New York, 13820
<http://www.ofoinc.org/>
(607) 433-8000

Saratoga
LifeWorks Community Action
39 Bath Street, PO Box 169
Ballston Spa, New York, 12020
<https://lifeworksaction.org/>
(518) 288-3206

Steuben
Pro Action of Steuben and Yates, Inc.
117 E Steuben Street
Bath, New York, 14810
<http://www.proactioninc.org/>
(607) 776-2125

Putnam
Westchester Community Opportunity
Program, Inc.
121 Main Street
Brewster, New York, 10509
<http://www.westcop.org/>
(914) 592-5600

Schenectady
Schenectady Community Action Program,
Inc.
913 Albany Street
Schenectady, New York, 12307
<http://www.scapny.org>
(518) 374-9181

Suffolk
EOC of Suffolk
31 West Main St., Ste 300
Patchogue, New York, 11772
<http://www.eoc-suffolk.com/>
(631) 289-2124

Queens
New York City Department of Youth and
Community Development
123 William Street, 17th Floor
New York, New York, 10038
<http://www.nyc.gov/html/dycd/>
(646) 343-6450

Schoharie
Schoharie County Community Action
Program, Inc.
795 East Main St Suite 5
Cobleskill, New York, 12043
<http://www.sccapinc.org>
(518) 234-2568

Sullivan
Ulster County Community Action, Inc.
70 Lindsley Avenue
Kingston, New York, 12401
<http://www.uccac.org/>
(845) 338-8750

Tioga
Tioga Opportunities, Inc.
9 Sheldon Guile Blvd.
Owego, New York, 13827
<http://www.tiogaopp.org/>
(607) 687-4222

Westchester
Westchester Community Opportunity
Program, Inc.
2 Westchester Plaza
Elmsford, New York, 10523
<http://www.westcop.org/>
(914) 592-5600

Tompkins
Tompkins Community Action, Inc.
701 Spencer Road
Ithaca, New York, 14850
<http://www.tcaction.org>
(607) 273-8816

Westchester
Yonkers Community Action Program, Inc.
20 South Broadway, Suite 420
Yonkers, New York, 10701
<http://www.YonkersCAP.org/>
(914) 423-5905

Ulster
Ulster County Community Action, Inc.
70 Lindsley Avenue
Kingston, New York, 12401
<http://www.uccac.org/>
(845) 338-8750

Wyoming
Community Action for Wyoming County
6470 Route 20A, Suite 1
Perry, New York, 14530
<http://www.wccainc.org/>
(585) 237-2600

Warren
Warren-Hamilton Counties Community
Action Agency
190 Maple Street
Glens Falls, New York, 12801
<http://www.wahacaa.org/>
(518) 793-0638

Yates
Pro Action of Steuben and Yates, Inc.
117 E Steuben Street
Bath, New York, 14810
<http://www.proactioninc.org/>
(607) 776-2125

Washington
LEAP Services, Inc.
383 Broadway
Fort Edward, New York, 12828
<https://www.leapservices.org/>
(518) 746-2390

Statewide
PathStone
400 East Avenue
Rochester, New York, 14607
<http://pathstone.org/>
(585) 340-3300

Wayne
Wayne County Action Program, Inc
51 Broad Street
Lyons, New York, 14489
<http://www.waynecap.org/>
(315) 333-4155

Maps:

On each county profile page, the map of NYS is included, with the county highlighted in red. On city profile pages, the map of NYS is again included, with the county highlighted in grey and the cities noted in red. Inset map is the county, with cities noted.

Population Data:

The population is the official count of people from the US Census Bureau's (USCB) BO1003 report.

The Population for Whom Status is Determined reflects the size of census samples and is provided in USCB report S1701.

Poverty Data:

The poverty rate includes all individuals living in poverty. The numbers are then broken down in three other categories: children under 18, adults over 25 and adults over 65.

The percentage of each group living in poverty is followed by the number of individuals that percentage represents.

Families in Poverty Data is from USCB Report S1702 and indicates the percentage of all families with a female head of household and at least one child under 18 who is living in poverty.

ALL Census Reports cited are from the American Communities Survey FIVE year estimates (2015 - 2019). Access these reports at: factfinder2.census.gov

Data Key

Please see census.gov for more specific definitions for any of the data sourced from USCB reports.



Education & Poverty Data

The top numbers provided, next to the dark blue squares, indicate the total for each category, as a percentage of the entire population and number of individuals. The number below, next to the lighter square, shows the percentage of all people in that category living in poverty and total number of individuals that indicates. This data is from USCB Report S1701.

Employment & Poverty Data



Median Income - Total income is the sum of the amounts reported for wage/salary income, self employment income, interest, dividends, rental income, royalty income, income from estates or trusts, Social Security or Railroad Retirement income, Supplementary Social Security, public assistance or welfare payments, retirement/survivor/disability pensions and all other income. The data is from USCB Report S1501.

Living Wage - The wage listed is the wage an individual would need to earn as the sole provider for a household consisting of themselves and one child based on the typical expenses in that county or city. This wage is a minimum estimate of the cost of living for a low wage family. Data from Massachusetts Institute of Technology Living Wage Calculator (livingwage.mit.edu), and represents 2020 data released in Q1 of February 2021.

Hourly Wage - The hourly rate listed is that which one person would need to earn working year round, 40 hours per week in order to afford a two bedroom apartment at the fair market rate (FMR) for that county, assuming 30% of income is spent on housing. Data is provided by the National Low Income Housing Coalition's report: Out of Reach 2020 (www.nlihc.org).

Female Head of Household Of all households with a female head of household and children under 18, this is the percentage living in poverty. The data is from USCB Report S1702.

Race & Poverty Data

Data on race is based on self-identification. There are a minimum of five categories from which to select, including White and Black/African American. People are able to self-identify as more than one race. People who identify their origin as Hispanic, Latino or Spanish may be of any race. The data is from USCB Report S1701.

Health & Poverty Insurance



Based on self reporting this includes people who have: insurance from a current/former employer, insurance purchased directly from an insurance company, Medicare, Medicaid, Medical Assistance, any government assistance plan for people with low income or disability, TRICARE or military health care, VA, Indian Health Service or any other type of health insurance or health coverage plan. Data from USCB Report S2701.

Free/Reduced Lunch Program

Of students who attend public schools where National School Lunch Program (NSLP) is offered, the percentage of enrollment that is eligible for free or reduced lunches. This does not represent those attending charter schools or schools that do not administer NSLP. Data from New York State Education Department (NYSED), reporting students eligible for NSLP during January 2020.

Resources & Partners



New York State Community Action Association
Helping People. Changing Lives.

advocacy, training and technical assistance, peer support, networking, information technology services, capacity building, recognition and information exchange NYSCAA serves the collective interests of its members. NYSCAA convenes an annual Symposium on Poverty and Economic Security as well as a statewide professional development conference and is the lead for national R.P.I.C. for Region 2, NY, NJ, PR & USVI.



The Community Action Partnership is the nonprofit, national membership organization representing the interests of the 1,100 Community Action Agencies (CAAs) across the country that annually help 17 million low-income Americans achieve economic security. To learn more, visit COMMUNITYACTIONPARTNERSHIP.ORG.



**Department
of State**

New York State, Department of State, Division of Community Services administers the Community Services Block Grant [CSBG] program in New York State. The Governor, in accordance with current federal statute, designated DOS as lead agency for CSBG

administration. DCS provides direction and support for local development and implementation of comprehensive, integrated services in accordance with the mission of CSBG and in compliance with applicable state and federal statutes and regulations. For more information, visit DOS.NY.GOV/DCS.



CARES

University of Missouri Extension

Systems (CARES) at the University of Missouri. The Engagement Network hosts:

The Engagement Network is a national platform where you can find public and custom tools produced by the Center for Applied Research and Engagement

- A national Map Room with 15,000+ data layers
- The premier Community Health Needs Assessment reporting tool with 80+ health-related indicators
- A Hub Network with 30+ partner organizations using CARES technology



New York State Annual Poverty Report 2021

New York State Community Action Association

Jacqueline Orr, CEO, New York State Community Action Association
jorr@nyscommunityaction.org

Contact Us:
New York State Community Action Association
2 Charles Blvd, Guilderland, New York, 12084
518-690-0491
info@nyscommunityaction.org

Funding support for this report comes from the Community Services Block Grant provided to New York State Community Action Association by the New York State Department of State, Division of Community Services



Department
of State

Copyright © 2021 New York State Community Action Association

www.nyscommunityaction.org